

JULY 2024

FLORIDA SURPLUS LINES SERVICE OFFICE

# FL PREMIUM REPORT

A MONTHLY SNAPSHOT OF THE FLORIDA SURPLUS LINES MARKET

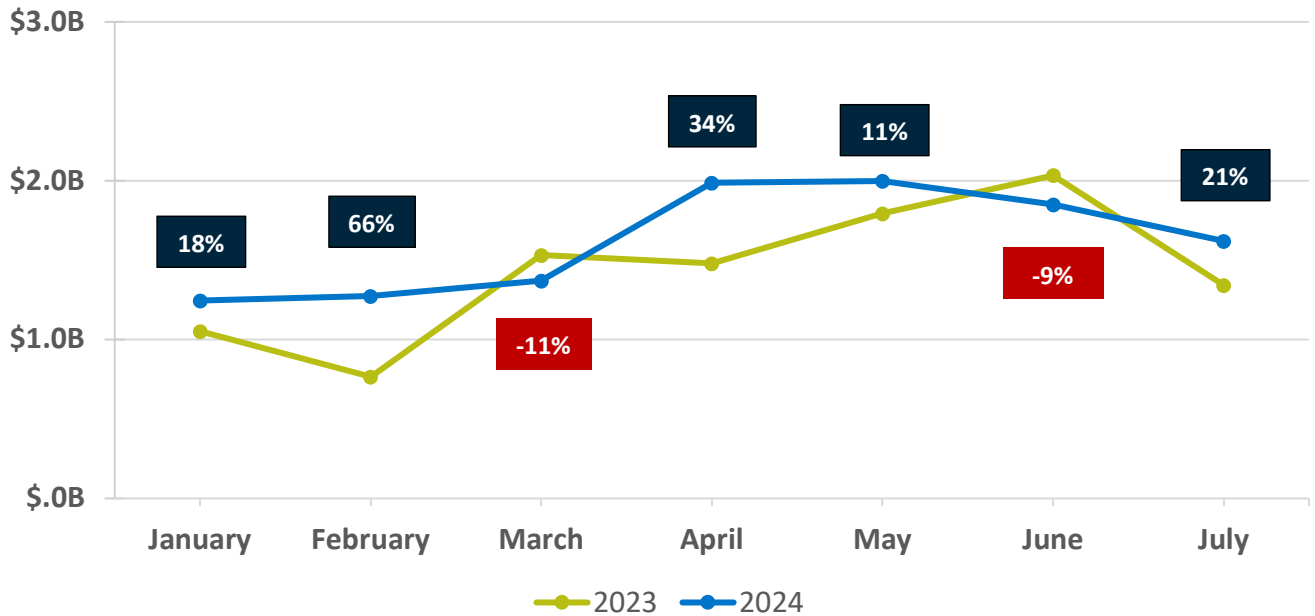


## Monthly Premium Breakdown

	Premium	
	2024	YOY % Change*
April	\$2.0B	34%
May	\$2.0B	11%
June	\$1.8B	-9%
July	\$1.6B	21%
YTD	\$11.3B	13%

\*Percentage of change based on same reporting period in 2023 and 2024.

## Premium Comparison 2023 vs. 2024



© 2024, Florida Surplus Lines Service Office. All Rights Reserved. Any reproduction, distribution, transmission, publication, or use requires the prior written permission of the Florida Surplus Lines Service Office.



1441 MACLAY COMMERCE DRIVE, SUITE 200 • TALLAHASSEE, FL 32312

800.562.4496

WWW.FSLSO.COM | INFO@FSLSO.COM



JULY 2024

FLORIDA SURPLUS LINES SERVICE OFFICE

# FL PREMIUM REPORT

A MONTHLY SNAPSHOT OF THE FLORIDA SURPLUS LINES MARKET

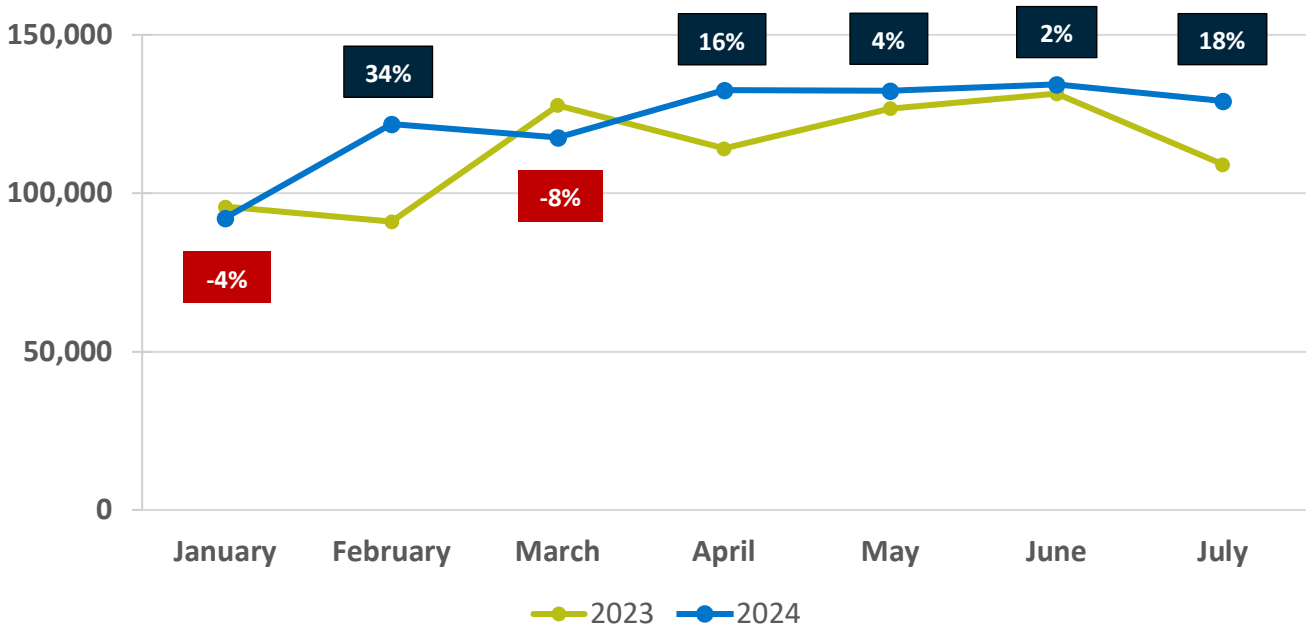


## Monthly Policy Count Breakdown

Policy Count		
	2024	YOY % Change*
April	133K	16%
May	132K	4%
June	134K	2%
July	129K	18%
YTD	860K	8%

\*Percentage of change based on same reporting period in 2023 and 2024.

## Policy Comparison 2023 vs. 2024



© 2024, Florida Surplus Lines Service Office. All Rights Reserved. Any reproduction, distribution, transmission, publication, or use requires the prior written permission of the Florida Surplus Lines Service Office.



1441 MACLAY COMMERCE DRIVE, SUITE 200 • TALLAHASSEE, FL 32312

800.562.4496

WWW.FSLSO.COM | INFO@FSLSO.COM



JULY 2024

FLORIDA SURPLUS LINES SERVICE OFFICE

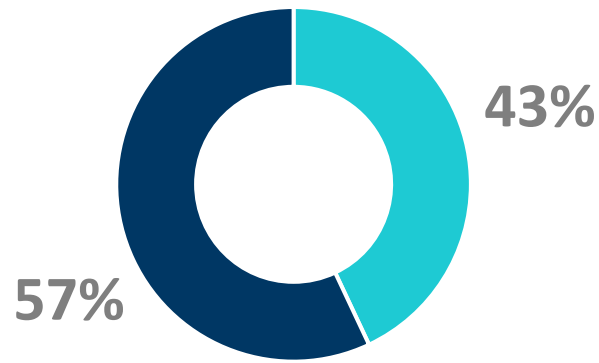
# FL PREMIUM REPORT

A MONTHLY SNAPSHOT OF THE FLORIDA SURPLUS LINES MARKET

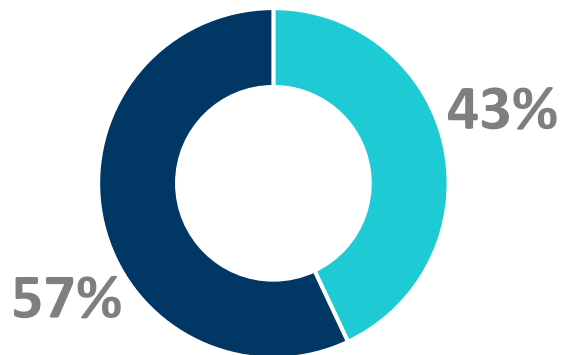


## NEW BUSINESS & RENEWALS

July



YTD



◆ New Business

◆ Renewals

© 2024, Florida Surplus Lines Service Office. All Rights Reserved. Any reproduction, distribution, transmission, publication, or use requires the prior written permission of the Florida Surplus Lines Service Office.



1441 MACLAY COMMERCE DRIVE, SUITE 200 • TALLAHASSEE, FL 32312

800.562.4496

WWW.FSLSO.COM | INFO@FSLSO.COM



JULY 2024

FLORIDA SURPLUS LINES SERVICE OFFICE

# FL PREMIUM REPORT

A MONTHLY SNAPSHOT OF THE FLORIDA SURPLUS LINES MARKET



## Lines of Business for July

Coverage	Premium	YOY % Change*	Policy Count	YOY % Change*	Average Cost Per Policy
Commercial Property	\$649.8M	15%	16,140	9%	\$40,260
Commercial General Liability	\$197.5M	13%	20,541	30%	\$9,614
Excess Commercial General Liability	\$134.6M	24%	3,286	21%	\$40,969
Homeowners-HO-3	\$70.7M	4%	12,366	5%	\$5,715
Commercial Package	\$70.1M	3%	7,643	8%	\$9,176
Builders Risk - Commercial	\$55.2M	102%	409	20%	\$135,045
Miscellaneous E&O Liability	\$36.7M	73%	1,821	41%	\$20,145
Windstorm and/or Hail - Commercial	\$34.5M	-8%	1,157	43%	\$29,861
Commercial Umbrella Liability	\$25.2M	33%	715	36%	\$35,247
Cyber Liability	\$23.5M	-0.05%	1,186	8%	\$19,841

\* NOTE: The Difference and Percent of Change are calculated as a comparison between JULY 2024 and JULY 2023.

Numbers may slightly differ from prior publications since historical stats are continually adjusted to reflect cancellations and/or backouts.

© 2024, Florida Surplus Lines Service Office. All Rights Reserved. Any reproduction, distribution, transmission, publication, or use requires the prior written permission of the Florida Surplus Lines Service Office.



1441 MACLAY COMMERCE DRIVE, SUITE 200 • TALLAHASSEE, FL 32312

800.562.4496

WWW.FSLSO.COM | INFO@FSLSO.COM

