



Chubb Custom Insurance Company

Insurer Financial Report
2025 | Quarter 1

FEIN: 22-2320779

NAIC: 38989

A.M.Best: A++

State of Domicile: New Jersey

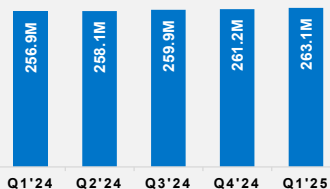
Main Office: Whitehouse Station, NJ

Parent: Federal Insurance Company

Incorporation Date: 10/3/1980

Website: www.chubb.com

Capital & Surplus



Comments / Notes

- FL DPW increased 22% in 1Q2025 YOY.

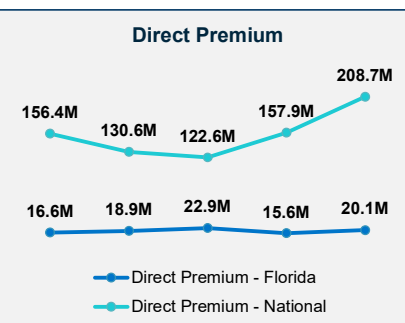
- Co. is party to a 100% quota share reinsurance agreement with Federal.

Financial Highlights	Q1 2025	Q1 2024	% Change	2024	2023	2022
Total Admitted Assets	449,435,879	397,314,817	13%	401,895,220	352,340,382	313,041,179
Total Liabilities	186,304,287	140,396,165	33%	140,652,398	97,130,748	63,855,439
Capital & Surplus	263,131,592	256,918,652	2%	261,242,822	255,209,634	249,185,740
Premiums and Agent's Balances	63,943,017	21,900,644	192%	31,026,223	19,141,179	21,514,585
Losses	0	0	0%	0	0	0
Loss Adjustment Expenses	0	0	0%	0	0	0
Underwriting Gain/Loss	0	0	0%	0	0	0
Net Income (Loss) After Tax	1,923,233	1,744,928	10%	6,046,721	6,016,852	3,067,222
Cash Flow from Operations	(77,064,447)	54,623,186	-241%	40,385,656	37,482,399	1,664,925
Unrealized Capital Gains (Losses)	0	759	-100%	6,861	4,704	(11,566)
Gross Premium	147,230,048	101,063,625	46%	567,554,068	358,552,223	280,627,688
Net Premium	0	0	0%	0	0	0
Direct Premium - National	208,713,275	156,408,464	33%	567,545,865	358,552,220	280,627,690
Direct Premium - Florida	20,123,512	16,559,527	22%	73,966,645	39,437,171	20,827,492

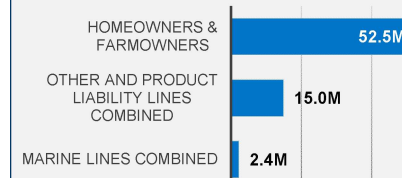
PAB: % of Policyholders Surplus	24.3%	8.5%	185%	11.9%	7.5%	8.6%
Gross Premium to Surplus Ratio	56.0%	39.3%	42%	217.3%	140.5%	112.6%
Net Premium to Surplus Ratio	0.0%	0.0%	0%	0.0%	0.0%	0.0%
% of Direct Premium in Florida	9.6%	10.6%	-9%	13.0%	11.0%	7.4%
Liabilities to Assets Ratio	41.5%	35.3%	17%	35.0%	27.6%	20.4%
Debt to Equity Ratio	70.8%	54.6%	30%	53.8%	38.1%	25.6%

Combined Ratio	N/A	N/A	0%	0%	0%	0%
Losses Incurred Ratio	N/A	N/A	0%	0%	0%	0%
Loss Expenses Incurred Ratio	N/A	N/A	0%	0%	0%	0%
Other U/W Exp. Incurred Ratio	N/A	N/A	0%	0%	0%	0%

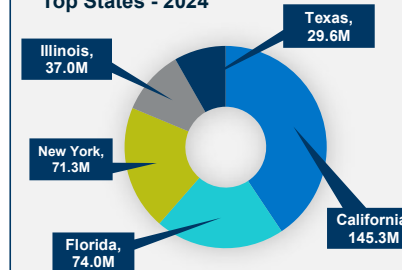
Reinsurers (Top 5 2024)	A.M. Best Rating	Reinsurance Class	Reins. Authorization	Gross Recovery*	Over 120 Days Overdue
Federal Insurance Co.	A++	US Aff Non-captive Non-pooling	Authorized	895,470	0



Major Lines of Business in FL - 2024



Top States - 2024



* Data displayed in \$000

NM: The value is outside of the meaningful range for this item.