



# Everest Indemnity Insurance Company

Insurer Financial Report  
2025 | Quarter 1

FEIN: 22-3520347

NAIC: 10851

A.M.Best: A+

State of Domicile: Delaware

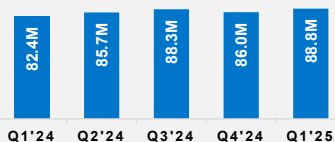
Main Office: Warren, NJ

Parent: Everest Reinsurance Co.

Incorporation Date: 6/17/1997

Website: www.everestglobal.com

### Capital & Surplus



### Comments / Notes

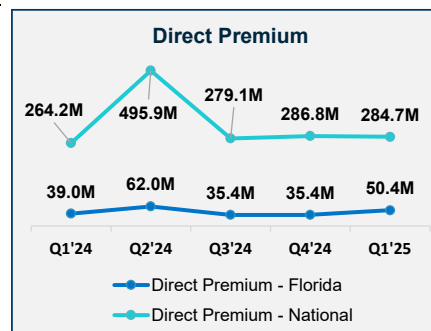
- Debt/Equity ratio appears high.
- FL DPW increased 29% YOY.
- Co. is party to a 100% intercompany pooling arrangement.

Financial Highlights	Q1 2025	Q1 2024	% Change	2024	2023	2022
Total Admitted Assets	523,435,025	537,456,968	-3%	441,445,428	585,445,219	589,166,773
Total Liabilities	434,631,097	455,026,344	-4%	355,437,405	503,105,603	509,018,286
Capital & Surplus	88,803,927	82,430,624	8%	86,008,023	82,339,616	80,148,487
Premiums and Agent's Balances	38,328,835	121,969,155	-69%	15,988,741	140,330,370	58,477,415
Losses	0	0	0%	0	0	0
Loss Adjustment Expenses	0	0	0%	0	0	0
Underwriting Gain/Loss	402	(12,466)	103%	(54,415)	(40,287)	(51,292)
Net Income (Loss) After Tax	573,924	1,181,218	-51%	4,061,746	3,245,570	2,537,486
Cash Flow from Operations	82,869,226	115,417	NM	(1,305,950)	(195,111,566)	138,704,171
Unrealized Capital Gains (Losses)	(19)	63	-130%	63	(65)	0
Gross Premium	326,669,038	317,650,232	3%	1,327,202,061	1,258,552,987	1,186,300,994
Net Premium	0	0	0%	0	0	0
Direct Premium - National	284,671,640	264,235,324	8%	1,326,027,786	1,258,413,361	1,185,666,154
Direct Premium - Florida	50,353,200	38,974,376	29%	171,699,522	121,484,457	154,385,996

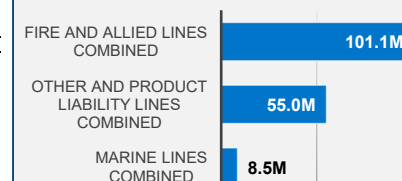
PAB: % of Policyholders Surplus	43.2%	148.0%	-71%	18.6%	170.4%	73.0%
Gross Premium to Surplus Ratio	367.9%	385.4%	-5%	1543.1%	1528.5%	1480.1%
Net Premium to Surplus Ratio	0.0%	0.0%	0%	0.0%	0.0%	0.0%
% of Direct Premium in Florida	17.7%	14.7%	20%	12.9%	9.7%	13.0%
Liabilities to Assets Ratio	83.0%	84.7%	-2%	80.5%	85.9%	86.4%
Debt to Equity Ratio	489.4%	552.0%	-11%	413.3%	611.0%	635.1%

Combined Ratio	N/A	N/A	0%	0%	0%	0%
Losses Incurred Ratio	N/A	N/A	0%	0%	0%	0%
Loss Expenses Incurred Ratio	N/A	N/A	0%	0%	0%	0%
Other U/W Exp. Incurred Ratio	N/A	N/A	0%	0%	0%	0%

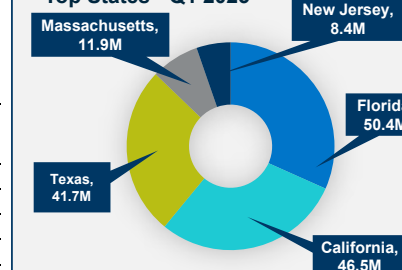
Reinsurers (Top 5 2024)	A.M. Best Rating	Reinsurance Class	Reins. Authorization	Gross Recovery*	Over 120 Days Overdue
Everest Reinsurance Co.	A+	US Affiliated Pooling	Authorized	3,012,898	0
Transatlantic Reinsurance Co.	A++	US Unaffiliated	Authorized	2,082	0
Arch Reinsurance Co.	A+	US Unaffiliated	Authorized	1,168	0
Swiss Reinsurance America Corp	A+	US Unaffiliated	Authorized	1,122	3
Munich Reinsurance America Inc	A+	US Unaffiliated	Authorized	1,002	0



### Major Lines of Business in FL - 2024



### Top States - Q1 2025



\* Data displayed in \$000

NM: The value is outside of the meaningful range for this item.