



# Great American Risk Solutions Surplus Lines Ins Co

F/K/A American Empire SU

## Insurer Financial Report 2025 | Quarter 1

FEIN: 31-0912199

NAIC: 35351

A.M.Best: A+

State of Domicile: Ohio

Main Office: Cincinnati, OH

Parent: Great American Insurance Co.

Incorporation Date: 7/15/1977

Website:

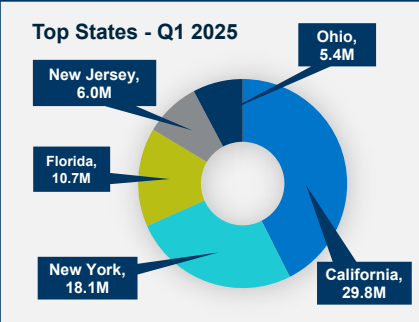
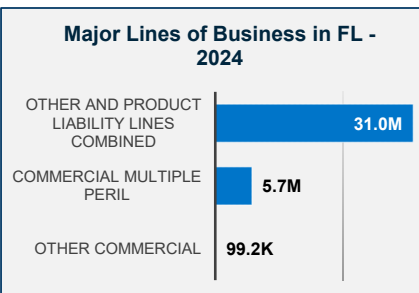
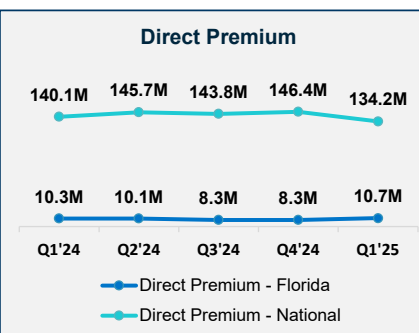
greatamericaninsurancegroup.com

Financial Highlights	Q1 2025	Q1 2024	% Change	2024	2023	2022
Total Admitted Assets	142,124,922	138,616,539	3%	143,600,806	133,814,036	133,055,919
Total Liabilities	2,021,689	3,472,630	-42%	4,762,841	3,928	3,462,975
Capital & Surplus	140,103,233	135,143,908	4%	138,837,966	133,810,109	129,592,944
Premiums and Agent's Balances	0	0	0%	0	0	0
Losses	0	0	0%	0	0	0
Loss Adjustment Expenses	0	0	0%	0	0	0
Underwriting Gain/Loss	0	0	0%	0	0	0
Net Income (Loss) After Tax	1,170,160	1,224,580	-4%	4,469,365	4,294,446	3,423,394
Cash Flow from Operations	1,782,759	1,554,238	15%	4,752,390	4,465,789	3,040,100
Unrealized Capital Gains (Losses)	29,699	52,800	-44%	288,079	(83,562)	(346,925)
Gross Premium	143,072,364	98,412,773	45%	576,081,847	323,478,187	169,707,057
Net Premium	0	0	0%	0	0	0
Direct Premium - National	134,193,062	140,148,938	-4%	576,081,847	323,478,187	169,707,057
Direct Premium - Florida	10,712,123	10,265,717	4%	36,870,167	22,405,469	11,475,995

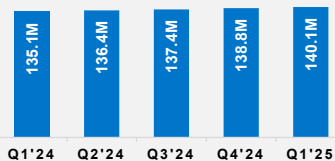
PAB: % of Policyholders Surplus	0.0%	0.0%	0%	0.0%	0.0%	0.0%
Gross Premium to Surplus Ratio	102.1%	72.8%	40%	414.9%	241.7%	131.0%
Net Premium to Surplus Ratio	0.0%	0.0%	0%	0.0%	0.0%	0.0%
% of Direct Premium in Florida	8.0%	7.3%	9%	6.4%	6.9%	6.8%
Liabilities to Assets Ratio	1.4%	2.5%	-43%	3.3%	0.0%	2.6%
Debt to Equity Ratio	1.4%	2.6%	-44%	3.4%	0.0%	2.7%

Combined Ratio	N/A	N/A	0%	0%	0%	0%
Losses Incurred Ratio	N/A	N/A	0%	0%	0%	0%
Loss Expenses Incurred Ratio	N/A	N/A	0%	0%	0%	0%
Other U/W Exp. Incurred Ratio	N/A	N/A	0%	0%	0%	0%

Reinsurers (Top 5 2024)	A.M. Best Rating	Reinsurance Class	Reins. Authorization	Gross Recovery*	Over 120 Days Overdue
Great American Insurance Co.	A+	US Affiliated Pooling	Authorized	903,815	0



### Capital & Surplus



### Comments / Notes

- Co and certain affiliates maintain a reinsurance pooling agreement with parent, Great American Ins Co. Participation is 0%.

\* Data displayed in \$000

NM: The value is outside of the meaningful range for this item.