



# Indian Harbor Insurance Company

## Insurer Financial Report 2025 | Quarter 1

FEIN: 06-1346380

NAIC: 36940

A.M.Best: A+

State of Domicile: Delaware

Main Office: Stamford, CT

Parent: XL Specialty Insurance Co.

Incorporation Date: 6/23/1992

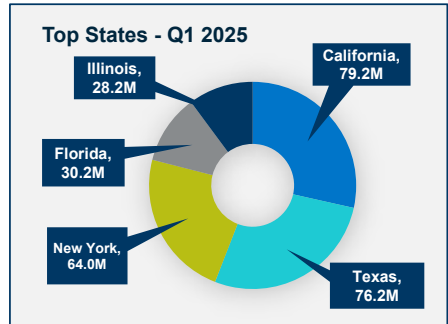
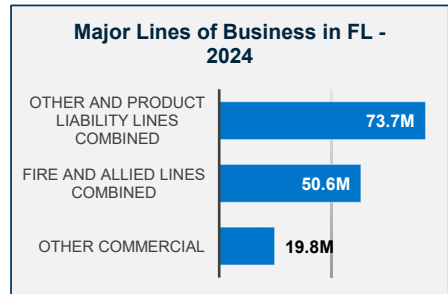
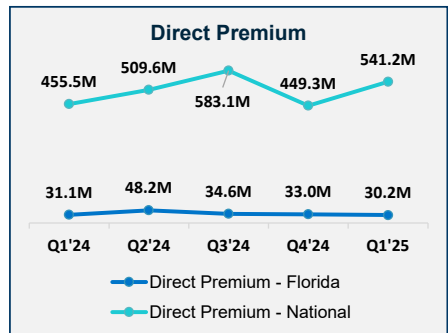
Website: www.axaxl.com

Financial Highlights	Q1 2025	Q1 2024	% Change	2024	2023	2022
Total Admitted Assets	545,274,211	561,410,322	-3%	548,654,506	651,582,925	926,613,098
Total Liabilities	480,353,395	501,096,327	-4%	479,301,251	594,458,303	820,364,698
Capital & Surplus	64,920,816	60,313,995	8%	69,353,255	57,124,622	106,248,400
Premiums and Agent's Balances	0	0	0%	0	0	0
Losses	0	0	0%	0	0	0
Loss Adjustment Expenses	0	0	0%	0	0	0
Underwriting Gain/Loss	0	0	0%	0	0	0
Net Income (Loss) After Tax	(1,522,415)	2,668,806	-157%	12,090,438	(6,641,291)	5,285,784
Cash Flow from Operations	(2,389,295)	3,601,444	-166%	14,946,148	(1,905,871)	(103,639,172)
Unrealized Capital Gains (Losses)	22,969	26,982	-15%	(335,475)	390,386	116,970
Gross Premium	536,636,284	464,279,929	16%	2,001,228,367	1,958,517,103	2,034,440,374
Net Premium	0	0	0%	0	0	0
Direct Premium - National	541,207,265	455,450,780	19%	1,997,404,510	1,957,859,857	2,033,097,003
Direct Premium - Florida	30,232,167	31,083,034	-3%	146,783,854	138,641,533	172,388,953

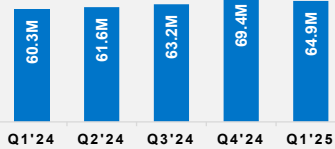
PAB: % of Policyholders Surplus	0.0%	0.0%	0%	0.0%	0.0%	0.0%
Gross Premium to Surplus Ratio	826.6%	769.8%	7%	2885.6%	3428.5%	1914.8%
Net Premium to Surplus Ratio	0.0%	0.0%	0%	0.0%	0.0%	0.0%
% of Direct Premium in Florida	5.6%	6.8%	-18%	7.3%	7.1%	8.5%
Liabilities to Assets Ratio	88.1%	89.3%	-1%	87.4%	91.2%	88.5%
Debt to Equity Ratio	739.9%	830.8%	-11%	691.1%	1040.6%	772.1%

Combined Ratio	N/A	N/A	0%	0%	0%	0%
Losses Incurred Ratio	N/A	N/A	0%	0%	0%	0%
Loss Expenses Incurred Ratio	N/A	N/A	0%	0%	0%	0%
Other U/W Exp. Incurred Ratio	N/A	N/A	0%	0%	0%	0%

Reinsurers (Top 5 2024)	A.M. Best Rating	Reinsurance Class	Reins. Authorization	Gross Recovery*	Over 120 Days Overdue
Greenwich Insurance Co.	A+	US Affiliated Pooling	Authorized	5,665,626	0



### Capital & Surplus



### Comments / Notes

- Debt/Equity ratio appears high

- Co participates in the XL America Group reinsurance pooling agreement. Participation is 0%.

\* Data displayed in \$000

NM: The value is outside of the meaningful range for this item.