



Interstate Fire & Casualty Company

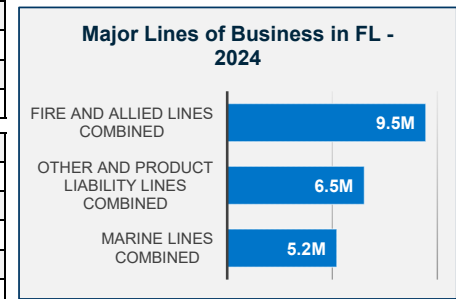
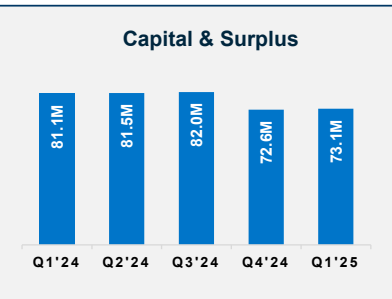
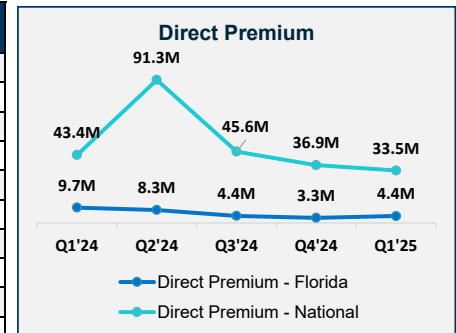
Insurer Financial Report 2025 | Quarter 1

FEIN: 36-2259886
 NAIC: 22829
 A.M.Best: A+
 State of Domicile: Illinois
 Main Office: Chicago, IL
 Parent: Fireman's Fund Ins Co
 Incorporation Date: 10/31/1950
 Website: commercial.allianz.com

Financial Highlights	Q1 2025	Q1 2024	% Change	2024	2023	2022
Total Admitted Assets	229,592,757	259,806,096	-12%	251,756,328	256,574,972	295,140,410
Total Liabilities	156,464,838	178,746,327	-12%	179,148,852	176,003,185	212,878,567
Capital & Surplus	73,127,919	81,059,769	-10%	72,607,476	80,571,787	82,261,843
Premiums and Agent's Balances	0	0	0%	0	0	0
Losses	0	0	0%	0	0	0
Loss Adjustment Expenses	0	0	0%	0	0	0
Underwriting Gain/Loss	0	0	0%	0	0	0
Net Income (Loss) After Tax	504,886	292,567	73%	1,689,111	1,948,213	1,806,303
Cash Flow from Operations	932,562	967,279	-4%	1,895,101	1,845,195	2,144,809
Unrealized Capital Gains (Losses)	12,291	4,579	168%	19,138	(329,260)	(398,900)
Gross Premium	45,911,595	51,789,539	-11%	214,259,862	212,446,858	466,094,166
Net Premium	0	0	0%	0	0	0
Direct Premium - National	33,503,778	43,363,981	-23%	217,151,897	205,756,094	441,675,816
Direct Premium - Florida	4,402,561	9,738,293	-55%	25,693,599	33,206,713	33,021,140
PAB: % of Policyholders Surplus	0.0%	0.0%	0%	0.0%	0.0%	0.0%
Gross Premium to Surplus Ratio	62.8%	63.9%	-2%	295.1%	263.7%	566.6%
Net Premium to Surplus Ratio	0.0%	0.0%	0%	0.0%	0.0%	0.0%
% of Direct Premium in Florida	13.1%	22.5%	-41%	11.8%	16.1%	7.5%
Liabilities to Assets Ratio	68.1%	68.8%	-1%	71.2%	68.6%	72.1%
Debt to Equity Ratio	214.0%	220.5%	-3%	246.7%	218.4%	258.8%

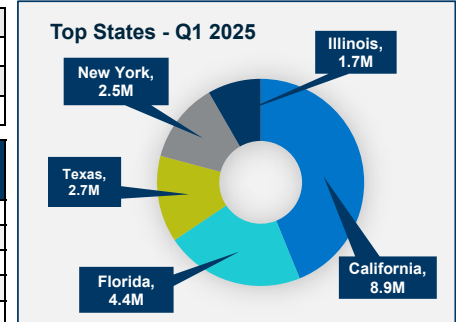
Combined Ratio	N/A	N/A	0%	0%	0%	0%
Losses Incurred Ratio	N/A	N/A	0%	0%	0%	0%
Loss Expenses Incurred Ratio	N/A	N/A	0%	0%	0%	0%
Other U/W Exp. Incurred Ratio	N/A	N/A	0%	0%	0%	0%

Reinsurers (Top 5 2024)	A.M. Best Rating	Reinsurance Class	Reins. Authorization	Gross Recovery*	Over 120 Days Overdue
Fireman's Fund Insurance Co.	A+	US Affiliated Pooling	Authorized	600,890	0
Allianz Reinsurance Am Inc.	N/A	US Aff Non-captive Non-pooling	Authorized	187,340	0
Allianz Risk Transfer (Bermuda)	A+	Non-US Affiliated Non-captive	Unauthorized	132,038	325
Allianz Risk Transfer AG	N/A	Non-US Affiliated Non-captive	Unauthorized	35,348	0
Münchener Rückversicherungs-Ge	N/A	Non-US Unaffiliated	Unauthorized	30,110	0



Comments / Notes

- Debt/Equity ratio appears high
- Co cedes 100% of its premiums to its parent under the company's pooling agreement. Participation is 0%.
- FL DPW decreased 55% in Q1 YOY.



* Data displayed in \$000

NM: The value is outside of the meaningful range for this item.