



# Ascot Specialty Insurance Company

Insurer Financial Report  
2025 | Quarter 2

FEIN: 05-0420799

NAIC: 45055

A.M. Best: A

State of Domicile: Rhode Island

Main Office: New York, NY

Parent: Ascot Surety & Casualty

Incorporation Date: 5/14/1974

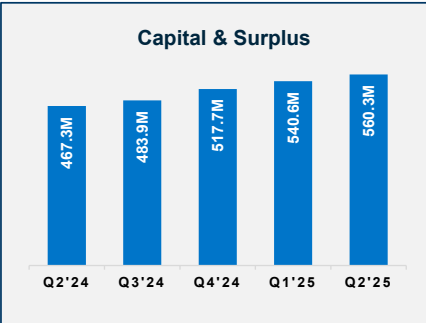
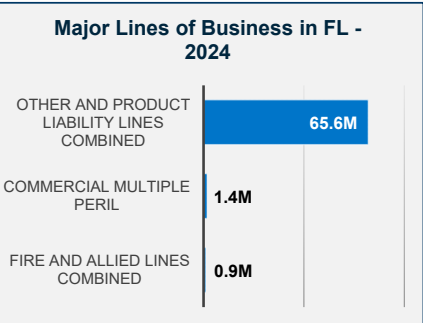
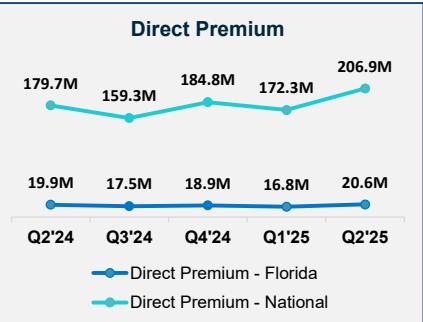
Website: www.ascotgroup.com

Financial Highlights	Q2 2025	Q2 2024	% Change	Q1 2025	2024	2023
Total Admitted Assets	1,517,498,104	1,203,043,760	26%	1,395,622,504	1,373,063,947	1,069,504,131
Total Liabilities	957,194,419	735,750,582	30%	855,047,086	855,334,754	624,760,769
Capital & Surplus	560,303,685	467,293,178	20%	540,575,418	517,729,193	444,743,362
Premiums and Agent's Balances	63,324,160	57,661,427	10%	54,449,601	50,895,225	53,055,955
Losses	440,530,849	334,525,532	32%	417,937,257	393,064,220	257,456,634
Loss Adjustment Expenses	129,031,846	97,190,521	33%	122,186,296	115,520,544	81,498,417
Underwriting Gain/Loss	21,516,445	9,845,281	119%	9,722,208	19,145,039	19,166,031
Net Income (Loss) After Tax	42,852,222	21,734,191	97%	20,790,024	53,726,797	31,147,951
Cash Flow from Operations	118,395,150	113,309,033	4%	22,025,554	258,088,382	250,887,251
Unrealized Capital Gains (Losses)	15,848	0	0%	15,848	(15,848)	0
Gross Premium	342,979,606	303,871,940	13%	167,348,892	646,897,695	601,393,617
Net Premium	206,426,077	203,397,760	1%	102,899,923	419,789,740	394,289,887
Direct Premium - National	379,237,464	302,787,821	25%	172,329,472	646,897,695	601,393,617
Direct Premium - Florida	37,400,013	31,578,196	18%	16,819,871	67,946,710	62,105,028

PAB: % of Policyholders Surplus	11.3%	12.3%	-8%	10.1%	9.8%	11.9%
Gross Premium to Surplus Ratio	61.2%	65.0%	-6%	31.0%	124.9%	135.2%
Net Premium to Surplus Ratio	36.8%	43.5%	-15%	19.0%	81.1%	88.7%
% of Direct Premium in Florida	9.9%	10.4%	-5%	9.8%	10.5%	10.3%
Liabilities to Assets Ratio	63.1%	61.2%	3%	61.3%	62.3%	58.4%
Debt to Equity Ratio	170.8%	157.4%	9%	158.2%	165.2%	140.5%

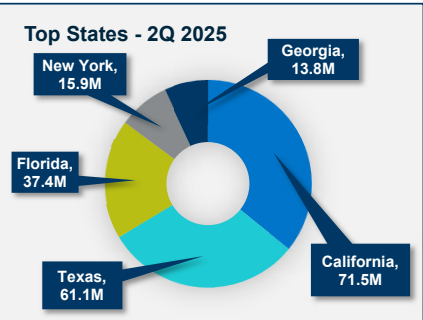
Combined Ratio	N/A	N/A	0%	N/A	95%	55%
Losses Incurred Ratio	N/A	N/A	0%	N/A	51%	47%
Loss Expenses Incurred Ratio	N/A	N/A	0%	N/A	13%	14%
Other U/W Exp. Incurred Ratio	N/A	N/A	0%	N/A	32%	34%
IRIS Ratio(s) Outside Usual Range	N/A	N/A	0%	N/A	None	N/A

Reinsurers (Top 5 2024)	A.M. Best Rating	Reinsurance Class	Reins. Authorization	Gross Recovery*	Over 120 Days Overdue
ACE P&C Insurance Co.	A++	US Unaffiliated	Authorized	54,236	0
Partner Re Co. of the U.S.	A+	US Unaffiliated	Authorized	48,625	0
Renaissance Re U.S. Inc.	A+	US Unaffiliated	Authorized	34,271	0
Odyssey Reinsurance Co.	A+	US Unaffiliated	Authorized	30,157	0
Munich Reinsurance America Inc	A+	US Unaffiliated	Authorized	28,964	0



**Comments / Notes**

- Co. has a "Net Worth Maintenance Agreement" with its ultimate parent, Ascot Group Limited. If the Co. falls below AM Best's "strongest" category of balance sheet strength, AGL will contribute liquid assets.



\* Data displayed in \$000

NM: The value is outside of the meaningful range for this item.