



Hallmark Specialty Insurance Company

Insurer Financial Report 2025 | Quarter 2

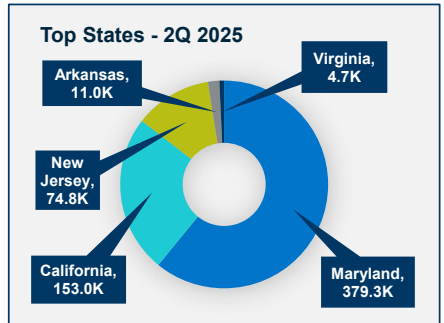
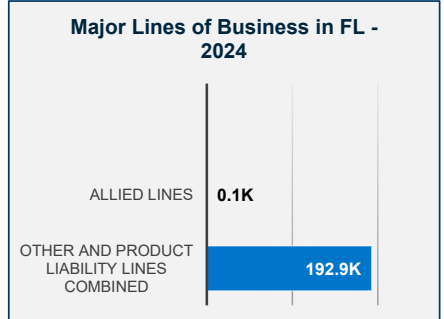

FEIN: 74-2378996
NAIC: 26808
A.M.Best: NR
State of Domicile: Oklahoma
Main Office: Dallas, TX
Parent: American Hallmark Ins CoTX
Incorporation Date: 12/24/1986
Website: www.hallmarkgrp.com

Financial Highlights	Q2 2025	Q2 2024	% Change	Q1 2025	2024	2023
Total Admitted Assets	17,610,204	124,693,060	-86%	17,586,514	17,575,737	85,652,037
Total Liabilities	1,258,897	108,357,483	-99%	1,259,049	1,273,305	69,994,667
Capital & Surplus	16,351,307	16,335,577	0%	16,327,465	16,302,432	15,657,370
Premiums and Agent's Balances	0	0	0%	0	0	(112,081,053)
Losses	0	0	0%	0	0	0
Loss Adjustment Expenses	0	0	0%	0	0	0
Underwriting Gain/Loss	(26,256)	(56,848)	54%	(13,781)	(65,673)	(3,235,900)
Net Income (Loss) After Tax	48,875	413,815	-88%	25,033	380,671	(5,216,710)
Cash Flow from Operations	(12,105,839)	(155,471,480)	92%	298	(19,325,577)	(93,099,914)
Unrealized Capital Gains (Losses)	0	264,392	-100%	0	264,391	353,673
Gross Premium	552,157	4,771,117	-88%	406,657	(5,570,569)	(31,221,849)
Net Premium	0	0	0%	0	0	(11,676,994)
Direct Premium - National	507,469	(99,358)	611%	383,688	(654,481)	(24,460,946)
Direct Premium - Florida	(20,053)	64,536	-131%	(14,480)	177,028	729,311

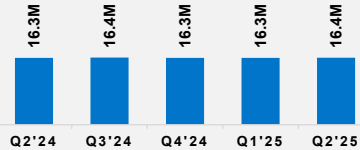
PAB: % of Policyholders Surplus	0.0%	0.0%	611%	0.0%	0.0%	-715.8%
Gross Premium to Surplus Ratio	3.4%	29.2%	-131%	2.5%	-34.2%	-199.4%
Net Premium to Surplus Ratio	0.0%	0.0%	0%	0.0%	0.0%	-74.6%
% of Direct Premium in Florida	-4.0%	-65.0%	0%	-3.8%	-27.0%	-3.0%
Liabilities to Assets Ratio	7.1%	86.9%	-88%	7.2%	7.2%	81.7%
Debt to Equity Ratio	7.7%	663.3%	0%	7.7%	7.8%	447.0%

Combined Ratio	N/A	N/A	0%	N/A	0%	0%
Losses Incurred Ratio	N/A	N/A	0%	N/A	0%	0%
Loss Expenses Incurred Ratio	N/A	N/A	0%	N/A	0%	0%
Other U/W Exp. Incurred Ratio	N/A	N/A	0%	N/A	0%	0%
IRIS Ratio(s) Outside Usual Range	N/A	N/A	0%	N/A	#5, 6, 9	N/A

Reinsurers (Top 5 2024)	A.M. Best Rating	Reinsurance Class	Reins. Authorization	Gross Recovery*	Over 120 Days Overdue
Swiss Reinsurance America Corp	A+	US Unaffiliated	Authorized	54,380	0
StarStone National Ins Co.	A	US Unaffiliated	Authorized	46,650	0
Munich Reinsurance America Inc	A+	US Unaffiliated	Authorized	13,505	0
SCOR Reinsurance Co.	A	US Unaffiliated	Authorized	10,512	0
Renaissance Re U.S. Inc.	A+	US Unaffiliated	Authorized	9,874	0



Capital & Surplus



Comments / Notes

- Question 1(d) "Going Concern" in Notes section was not on the financial statement.

- Co is party to a 100% quota share agreement and cedes 100% of business to AHIC.

* Data displayed in \$000

NM: The value is outside of the meaningful range for this item.