

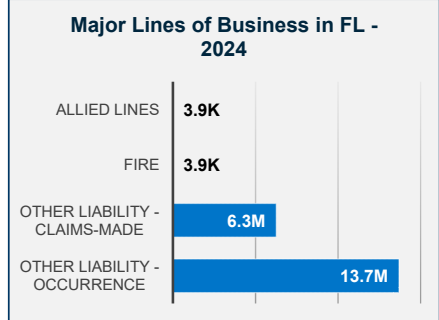
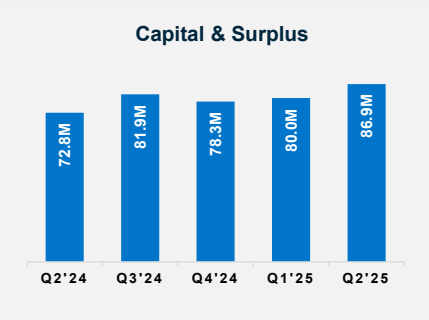
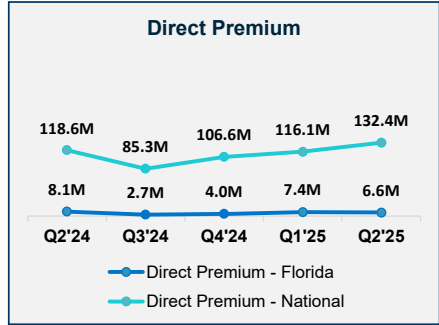


SiriusPoint Specialty Insurance Corporation

Insurer Financial Report 2025 | Quarter 2

FEIN: 85-2094945
NAIC: 16820
A.M.Best: A-
State of Domicile: New Hampshire
Main Office: New York, NY
Parent: SiriusPoint Ltd.
Incorporation Date: 7/20/2020
Website: www.siriuspt.com

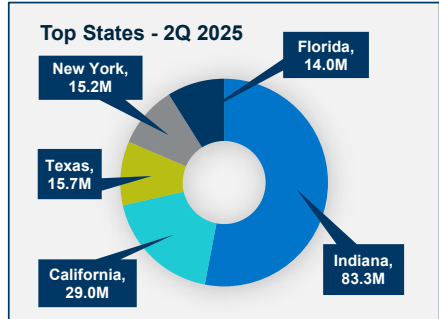
Financial Highlights	Q2 2025	Q2 2024	% Change	Q1 2025	2024	2023
Total Admitted Assets	367,973,812	297,920,331	24%	325,454,010	302,193,400	231,723,510
Total Liabilities	281,067,310	225,102,364	25%	245,440,935	223,880,488	159,188,831
Capital & Surplus	86,906,502	72,817,967	19%	80,013,075	78,312,912	72,534,679
Premiums and Agent's Balances	0	0	0%	0	0	0
Losses	97,739,805	67,177,668	45%	86,741,092	71,685,959	51,236,412
Loss Adjustment Expenses	6,574,775	4,002,558	64%	5,845,248	9,116,175	5,106,387
Underwriting Gain/Loss	3,625,978	(3,182,499)	214%	(1,008,972)	(621,062)	7,522,471
Net Income (Loss) After Tax	8,581,141	283,287	2929%	1,711,534	3,755,929	15,030,176
Cash Flow from Operations	11,822,666	23,966,926	-51%	2,351,899	63,507,099	17,167,675
Unrealized Capital Gains (Losses)	0	0	0%	0	0	0
Gross Premium	213,374,653	162,826,268	31%	103,599,475	407,502,228	309,315,535
Net Premium	77,247,444	56,280,781	37%	36,856,049	143,058,171	97,762,377
Direct Premium - National	248,468,741	215,519,665	15%	116,060,159	407,502,228	309,315,535
Direct Premium - Florida	14,017,607	13,332,770	5%	7,408,746	19,962,205	12,110,737



Comments / Notes
 - Debt/Equity ratio appears high.

PAB: % of Policyholders Surplus	0.0%	0.0%	0%	0.0%	0.0%	0.0%
Gross Premium to Surplus Ratio	245.5%	223.6%	10%	129.5%	520.4%	426.4%
Net Premium to Surplus Ratio	88.9%	77.3%	15%	46.1%	182.7%	134.8%
% of Direct Premium in Florida	5.6%	6.2%	-9%	6.4%	4.9%	3.9%
Liabilities to Assets Ratio	76.4%	75.6%	1%	75.4%	74.1%	68.7%
Debt to Equity Ratio	323.4%	309.1%	5%	306.8%	285.9%	219.5%
Combined Ratio	N/A	N/A	0%	N/A	101%	93%
Losses Incurred Ratio	N/A	N/A	0%	N/A	50%	50%
Loss Expenses Incurred Ratio	N/A	N/A	0%	N/A	5%	4%
Other U/W Exp. Incurred Ratio	N/A	N/A	0%	N/A	46%	39%
IRIS Ratio(s) Outside Usual Range	N/A	N/A	0%	N/A	#3,4	N/A

Reinsurers (Top 5 2024)	A.M. Best Rating	Reinsurance Class	Reins. Authorization	Gross Recovery*	Over 120 Days Overdue
SiriusPoint America Ins Co.	A-	US Aff Non-captive Non-pool	Authorized	159,950	0
StarStone Specialty Ins Co.	A	US Unaffiliated	Authorized	50,979	0
Renaissance Re U.S. Inc.	A+	US Unaffiliated	Authorized	22,402	32
Arch Reinsurance Co.	A+	US Unaffiliated	Authorized	20,139	0
Transatlantic Reinsurance Co.	A++	US Unaffiliated	Authorized	14,336	0



* Data displayed in \$000

NM: The value is outside of the meaningful range for this item.