



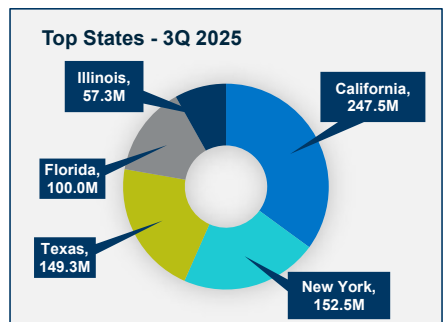
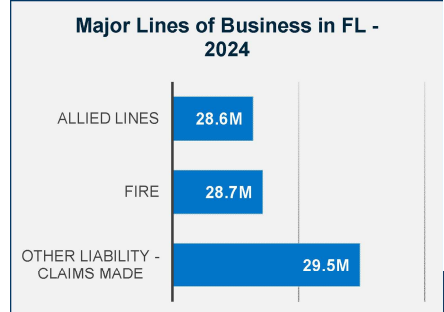
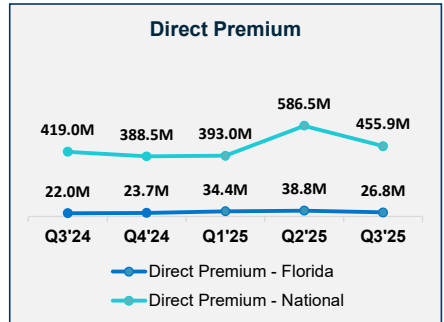
AIG Specialty Insurance Company

Insurer Financial Report
2025 | Quarter 3

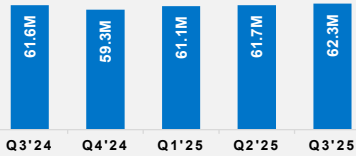
FEIN: 02-0309086
NAIC: 26883
A.M.Best: A
State of Domicile: Illinois
Main Office: Chicago, IL
Parent: AIG Property Casualty US
Incorporation Date: 2/5/1973
Website: www.aig.com

Financial Highlights	Q3 2025	Q3 2024	% Change	Q2 2025	Q1 2025	2024
Total Admitted Assets	147,386,980	170,331,307	-13%	129,609,939	130,163,578	135,073,979
Total Liabilities	85,084,400	108,685,635	-22%	67,951,200	69,046,499	75,758,875
Capital & Surplus	62,302,580	61,645,672	1%	61,658,739	61,117,079	59,315,104
Premiums and Agent's Balances	0	0	0%	0	0	0
Losses	0	0	0%	0	0	0
Loss Adjustment Expenses	0	0	0%	0	0	0
Underwriting Gain/Loss	0	0	0%	0	0	0
Net Income (Loss) After Tax	2,182,266	5,440,375	-60%	1,652,316	1,413,298	5,926,676
Cash Flow from Operations	2,757,610	5,087,195	-46%	1,956,182	2,096,467	4,961,916
Unrealized Capital Gains (Losses)	0	0	0%	0	(148)	0
Gross Premium	1,349,888,420	1,283,032,230	5%	909,612,090	449,382,626	1,746,140,737
Net Premium	0	0	0%	0	0	0
Direct Premium - National	1,435,313,384	1,355,988,434	6%	979,432,031	392,959,387	1,744,440,629
Direct Premium - Florida	100,016,965	103,630,454	-3%	73,197,393	34,421,222	127,372,489
PAB: % of Policyholders Surplus	0.0%	0.0%	0%	0.0%	0.0%	0.0%
Gross Premium to Surplus Ratio	2166.7%	2081.3%	4%	1475.2%	735.3%	2943.8%
Net Premium to Surplus Ratio	0.0%	0.0%	0%	0.0%	0.0%	0.0%
% of Direct Premium in Florida	7.0%	7.6%	-9%	7.5%	8.8%	7.3%
Liabilities to Assets Ratio	57.7%	63.8%	-10%	52.4%	53.0%	56.1%
Debt to Equity Ratio	136.6%	176.3%	-23%	110.2%	113.0%	127.7%
Combined Ratio	N/A	N/A	0%	N/A	N/A	0%
Losses Incurred Ratio	N/A	N/A	0%	N/A	N/A	0%
Loss Expenses Incurred Ratio	N/A	N/A	0%	N/A	N/A	0%
Other U/W Exp. Incurred Ratio	N/A	N/A	0%	N/A	N/A	0%
IRIS Ratios Outside Usual Range	N/A	N/A	0%	N/A	N/A	1, 6

Reinsurers (Top 5 2024)	A.M. Best Rating	Reinsurance Class	Reins. Authorization	Gross Recovery*	Over 120 Days Overdue
National Union Fire Ins Co	A	US Affiliated Pooling	Authorized	4,515,511	0



Capital & Surplus



Comments / Notes

- Co. is party to an intercompany reinsurance pooling agreement. Participation is currently 0%.
- On 10/30/2025, AIG announced strategic investments in Convex Group Limited and Onex Corp. AIG will acquire 35% equity interest in Convex, aprox. \$2.1B, as well as 9.9% ownership stake in Onex, aprox. \$646M. This is expected to close in the first half of 2026.

* Data displayed in \$000
NM: The value is outside of the meaningful range for this item.