



American Federation Insurance Company

Insurer Financial Report
2025 | Quarter 3

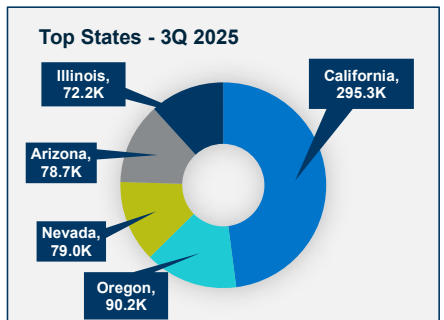
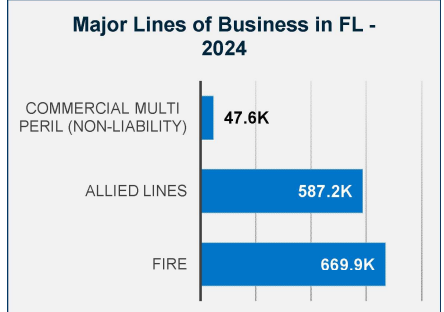
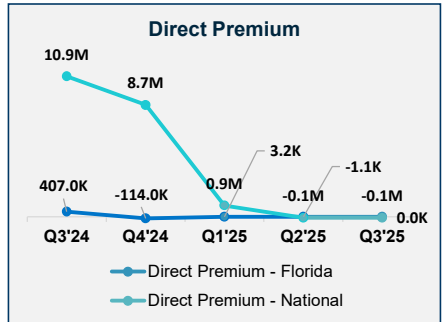
FEIN: 86-0812982
NAIC: 10245
A.M.Best: A
State of Domicile: Texas
Main Office: Woodland Hills, CA
Parent: 21st Century Ins, Inc
Incorporation Date: 12/20/1995
Website: www.farmers.com

Financial Highlights	Q3 2025	Q3 2024	% Change	Q2 2025	Q1 2025	2024
Total Admitted Assets	111,671,452	100,086,671	12%	109,867,627	110,151,787	100,396,769
Total Liabilities	52,772,668	44,131,900	20%	51,728,145	52,770,129	43,729,049
Capital & Surplus	58,898,784	55,954,771	5%	58,139,481	57,381,658	56,667,720
Premiums and Agent's Balances	(1,386)	36,041	-104%	(4,050)	(8,979)	(18,718)
Losses	0	0	0%	0	0	0
Loss Adjustment Expenses	0	0	0%	0	0	0
Underwriting Gain/Loss	0	0	0%	0	0	0
Net Income (Loss) After Tax	2,244,525	1,723,668	30%	1,479,466	717,940	2,440,019
Cash Flow from Operations	(3,664,983)	3,030,778	-221%	(3,751,126)	(3,125,312)	4,070,307
Unrealized Capital Gains (Losses)	0	0	0%	0	0	0
Gross Premium	16,294,570	28,468,490	-43%	13,461,991	7,937,594	36,780,594
Net Premium	0	0	0%	0	0	0
Direct Premium - National	717,165	28,123,980	-97%	793,625	879,088	36,780,594
Direct Premium - Florida	2,092	1,429,380	-100%	2,092	3,194	1,315,370

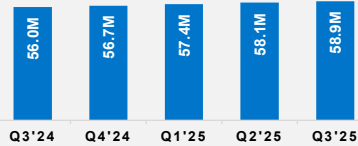
PAB: % of Policyholders Surplus	0.0%	0.1%	-104%	0.0%	0.0%	0.0%
Gross Premium to Surplus Ratio	27.7%	50.9%	-46%	23.2%	13.8%	64.9%
Net Premium to Surplus Ratio	0.0%	0.0%	0%	0.0%	0.0%	0.0%
% of Direct Premium in Florida	0.3%	5.1%	-94%	0.3%	0.4%	3.6%
Liabilities to Assets Ratio	47.3%	44.1%	7%	47.1%	47.9%	43.6%
Debt to Equity Ratio	89.6%	78.9%	14%	89.0%	92.0%	77.2%

Combined Ratio	N/A	N/A	0%	N/A	N/A	0%
Losses Incurred Ratio	N/A	N/A	0%	N/A	N/A	0%
Loss Expenses Incurred Ratio	N/A	N/A	0%	N/A	N/A	0%
Other U/W Exp. Incurred Ratio	N/A	N/A	0%	N/A	N/A	0%
IRIS Ratio(s) Outside Usual Range	N/A	N/A	0%	N/A	N/A	None

Reinsurers (Top 5 2024)	A.M. Best Rating	Reinsurance Class	Reins. Authorization	Gross Recovery*	Over 120 Days Overdue
Hannover Rück SE	N/A	Non-US Unaffiliated	Certified	59,415	0
Farmers Insurance Exchange	A	US Aff Non-captive Non-pool	Authorized	11,110	0
Factory Mutual Insurance Co.	A+	US Unaffiliated	Authorized	2,578	0
Farmers Reinsurance Co.	A	US Aff Non-captive Non-pool	Authorized	77	0



Capital & Surplus



Comments / Notes

- FL DPW decreased 100% YOY.
- Total DPW decreased 94% YOY.

* Data displayed in \$000

NM: The value is outside of the meaningful range for this item.