

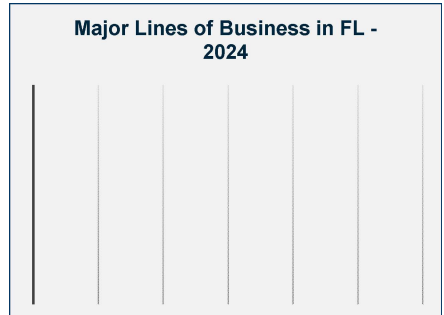
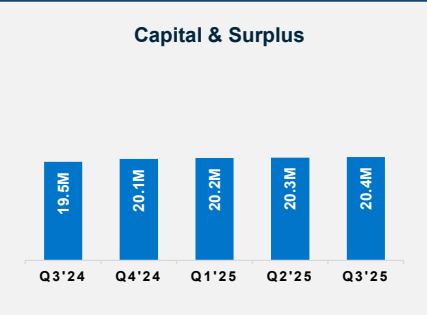
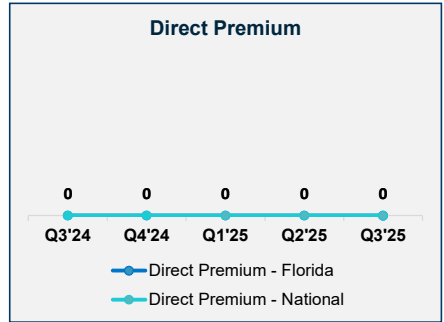


Catlin Specialty Insurance Company

Insurer Financial Report
2025 | Quarter 3

FEIN: 71-6053839
NAIC: 15989
A.M.Best: NR
State of Domicile: Oklahoma
Main Office: Omaha, NE
Parent: Pennsylvania Ins Co
Incorporation Date: 11/30/1941
Website: www.auw.com

Financial Highlights	Q3 2025	Q3 2024	% Change	Q2 2025	Q1 2025	2024
Total Admitted Assets	20,593,546	19,616,644	5%	20,475,728	21,054,570	21,021,250
Total Liabilities	159,086	158,172	1%	153,087	813,975	919,255
Capital & Surplus	20,434,460	19,458,472	5%	20,322,641	20,240,595	20,101,995
Premiums and Agent's Balances	0	0	0%	0	0	0
Losses	0	0	0%	0	0	0
Loss Adjustment Expenses	0	0	0%	0	0	0
Underwriting Gain/Loss	(132,476)	(70,807)	-87%	(102,416)	(32,498)	(143,260)
Net Income (Loss) After Tax	199,514	133,119	50%	137,252	44,648	228,718
Cash Flow from Operations	193,991	211,114	-8%	108,113	94,900	(419,284)
Unrealized Capital Gains (Losses)	(849)	0	0%	(23,981)	(6,873)	(428)
Gross Premium	0	0	0%	0	0	0
Net Premium	0	0	0%	0	0	0
Direct Premium - National	0	0	0%	0	0	0
Direct Premium - Florida	0	0	0%	0	0	0
PAB: % of Policyholders Surplus	0.0%	0.0%	0%	0.0%	0.0%	0.0%
Gross Premium to Surplus Ratio	0.0%	0.0%	0%	0.0%	0.0%	0.0%
Net Premium to Surplus Ratio	0.0%	0.0%	0%	0.0%	0.0%	0.0%
% of Direct Premium in Florida	0	0	0%	0	0	0
Liabilities to Assets Ratio	0.8%	0.8%	-4%	0.7%	3.9%	4.4%
Debt to Equity Ratio	0.8%	0.8%	-4%	0.8%	4.0%	4.6%
Combined Ratio	N/A	N/A	0%	N/A	N/A	0%
Losses Incurred Ratio	N/A	N/A	0%	N/A	N/A	0%
Loss Expenses Incurred Ratio	N/A	N/A	0%	N/A	N/A	0%
Other U/W Exp. Incurred Ratio	N/A	N/A	0%	N/A	N/A	0%
IRIS Ratio(s) Outside Usual Range	N/A	N/A	0%	N/A	N/A	None



Comments / Notes

- Low Surplus.



Reinsurers (Top 5 2024)	A.M. Best Rating	Reinsurance Class	Reins. Authorization	Gross Recovery*	Over 120 Days Overdue

* Data displayed in \$000
NM: The value is outside of the meaningful range for this item.