

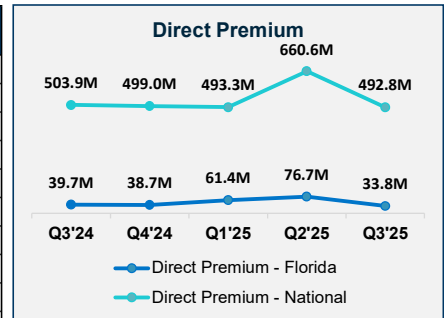


# Endurance American Specialty Insurance Company

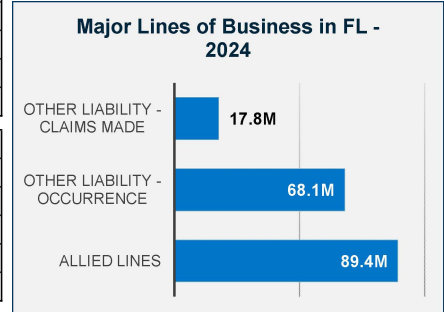
Insurer Financial Report  
2025 | Quarter 3

FEIN: 75-1844564  
NAIC: 41718  
A.M.Best: A+ u (9/1/2025)  
State of Domicile: Delaware  
Main Office: Purchase, NY  
Parent: Endurance American Ins Co  
Incorporation Date: 9/9/1982  
Website: www.sompo-intl.com

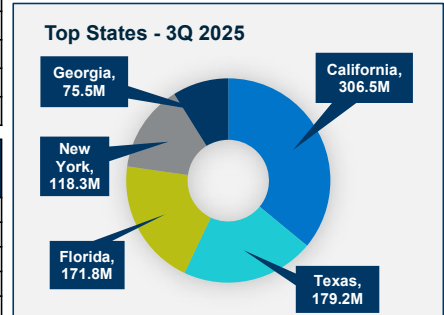
Financial Highlights	Q3 2025	Q3 2024	% Change	Q2 2025	Q1 2025	2024
Total Admitted Assets	401,081,033	775,514,424	-48%	538,610,672	348,472,649	767,628,741
Total Liabilities	346,422,929	430,674,328	-20%	483,505,681	315,634,839	419,504,006
Capital & Surplus	54,658,104	344,840,096	-84%	55,104,991	32,837,810	348,124,735
Premiums and Agent's Balances	237,370,444	233,753,519	2%	333,048,442	246,294,533	248,491,261
Losses	0	0	0%	0	0	0
Loss Adjustment Expenses	0	0	0%	0	0	0
Underwriting Gain/Loss	0	0	0%	0	0	0
Net Income (Loss) After Tax	(11,394,508)	11,298,900	-201%	(12,787,258)	(12,949,378)	12,824,260
Cash Flow from Operations	(59,683,612)	36,389,734	-264%	(74,106,182)	(72,590,226)	8,889,636
Unrealized Capital Gains (Losses)	19,458	(3,401)	672%	19,458	19,458	(19,458)
Gross Premium	1,586,542,004	1,491,945,920	6%	1,046,434,448	515,377,833	2,047,816,782
Net Premium	0	0	0%	0	0	0
Direct Premium - National	1,646,661,523	1,548,350,493	6%	1,153,854,179	493,282,474	2,047,391,058
Direct Premium - Florida	171,814,265	176,645,318	-3%	138,055,255	61,403,130	215,318,987



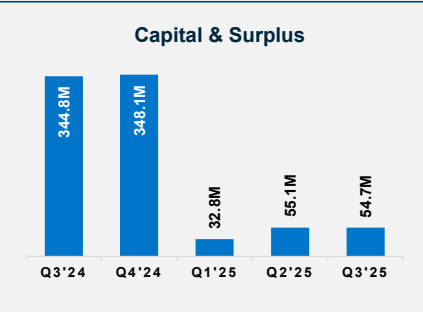
PAB: % of Policyholders Surplus	434.3%	67.8%	541%	604.4%	750.0%	71.4%
Gross Premium to Surplus Ratio	2902.7%	432.6%	571%	1899.0%	1569.5%	588.2%
Net Premium to Surplus Ratio	0.0%	0.0%	0%	0.0%	0.0%	0.0%
% of Direct Premium in Florida	10.4%	11.4%	-9%	12.0%	12.4%	10.5%
Liabilities to Assets Ratio	86.4%	55.5%	56%	89.8%	90.6%	54.6%
Debt to Equity Ratio	633.8%	124.9%	407%	877.4%	961.2%	120.5%



Combined Ratio	N/A	N/A	0%	N/A	N/A	0%
Losses Incurred Ratio	N/A	N/A	0%	N/A	N/A	0%
Loss Expenses Incurred Ratio	N/A	N/A	0%	N/A	N/A	0%
Other U/W Exp. Incurred Ratio	N/A	N/A	0%	N/A	N/A	0%
IRIS Ratio(s) Outside Usual Range	N/A	N/A	0%	N/A	N/A	#10



Reinsurers (Top 5 2024)	A.M. Best Rating	Reinsurance Class	Reins. Authorization	Gross Recovery*	Over 120 Days Overdue
Endurance Assurance Corp.	A+	US Affiliated Pooling	Authorized	4,131,177	0



**Comments / Notes**

- On February 24, 2025, the Co. paid extraordinary dividends of \$299,550,000 as a return of capital to EAC.
- Co cedes 100% of its premiums to Endurance Assurance Corporation.
- Debt/Equity Ratio appears high.
- On June 3, 2025, the Co. received a \$20M capital contribution in cash from its parent.

\* Data displayed in \$000  
NM: The value is outside of the meaningful range for this item.