



# Everest Indemnity Insurance Company

Insurer Financial Report  
2025 | Quarter 3

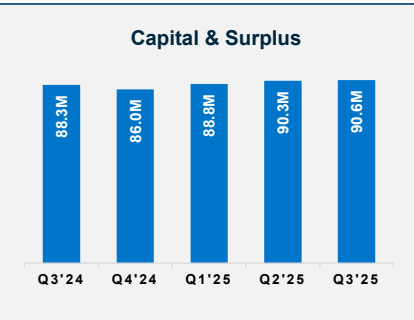
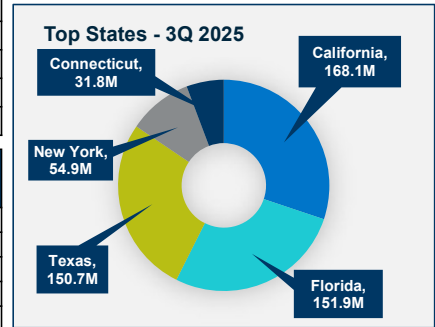
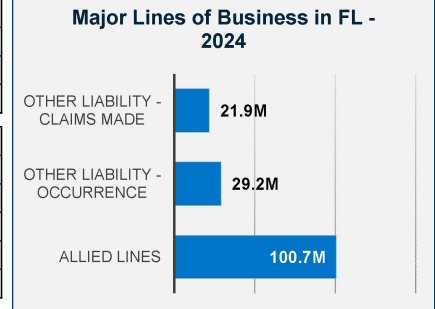
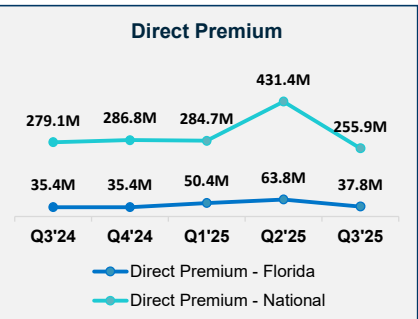
FEIN: 22-3520347  
NAIC: 10851  
A.M.Best: A+  
State of Domicile: Delaware  
Main Office: Warren, NJ  
Parent: Everest Reinsurance Co.  
Incorporation Date: 6/17/1997  
Website: www.everestglobal.com

Financial Highlights	Q3 2025	Q3 2024	% Change	Q2 2025	Q1 2025	2024
Total Admitted Assets	562,830,214	586,125,747	-4%	597,596,459	523,435,025	441,445,428
Total Liabilities	472,203,709	497,871,428	-5%	507,305,677	434,631,097	355,437,405
Capital & Surplus	90,626,504	88,254,318	3%	90,290,782	88,803,927	86,008,023
Premiums and Agent's Balances	40,710,683	141,715,210	-71%	59,167,378	38,328,835	15,988,741
Losses	0	0	0%	0	0	0
Loss Adjustment Expenses	0	0	0%	0	0	0
Underwriting Gain/Loss	(19,415)	(37,458)	48%	(9,505)	402	(54,415)
Net Income (Loss) After Tax	3,810,905	5,089,366	-25%	2,663,316	573,924	4,061,746
Cash Flow from Operations	(2,736,429)	25,097,114	-111%	10,693,842	82,869,226	(1,305,950)
Unrealized Capital Gains (Losses)	0	31	-100%	(14)	(19)	63
Gross Premium	949,548,078	998,137,063	-5%	625,563,324	326,669,038	1,327,202,061
Net Premium	0	0	0%	0	0	0
Direct Premium - National	971,997,214	1,039,266,651	-6%	716,052,030	284,671,640	1,326,027,786
Direct Premium - Florida	151,904,413	136,338,279	11%	114,132,206	50,353,200	171,699,522

PAB: % of Policyholders Surplus	44.9%	160.6%	-72%	65.5%	43.2%	18.6%
Gross Premium to Surplus Ratio	1047.8%	1131.0%	-7%	692.8%	367.9%	1543.1%
Net Premium to Surplus Ratio	0.0%	0.0%	0%	0.0%	0.0%	0.0%
% of Direct Premium in Florida	15.6%	13.1%	19%	15.9%	17.7%	12.9%
Liabilities to Assets Ratio	83.9%	84.9%	-1%	84.9%	83.0%	80.5%
Debt to Equity Ratio	521.0%	564.1%	-8%	561.9%	489.4%	413.3%

Combined Ratio	N/A	N/A	0%	N/A	N/A	0%
Losses Incurred Ratio	N/A	N/A	0%	N/A	N/A	0%
Loss Expenses Incurred Ratio	N/A	N/A	0%	N/A	N/A	0%
Other U/W Exp. Incurred Ratio	N/A	N/A	0%	N/A	N/A	0%
IRIS Ratio(s) Outside Usual Range	N/A	N/A	0%	N/A	N/A	#1, 9

Reinsurers (Top 5 2024)	A.M. Best Rating	Reinsurance Class	Reins. Authorization	Gross Recovery*	Over 120 Days Overdue
Everest Reinsurance Co.	A+	US Affiliated Pooling	Authorized	3,012,898	0
Transatlantic Reinsurance Co.	A++	US Unaffiliated	Authorized	2,082	0
Arch Reinsurance Co.	A+	US Unaffiliated	Authorized	1,168	0
Swiss Reinsurance America Corp	A+	US Unaffiliated	Authorized	1,122	3
Munich Reinsurance America Inc	A+	US Unaffiliated	Authorized	1,002	0



### Comments / Notes

- Debt/Equity ratio appears high.
- Co. is party to a 100% intercompany pooling arrangement.

\* Data displayed in \$000  
NM: The value is outside of the meaningful range for this item.