



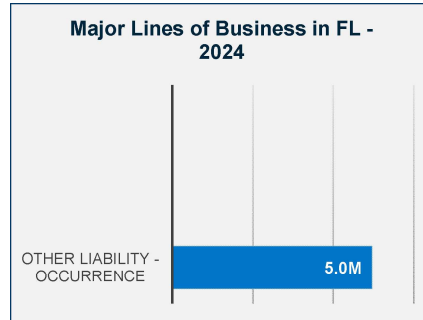
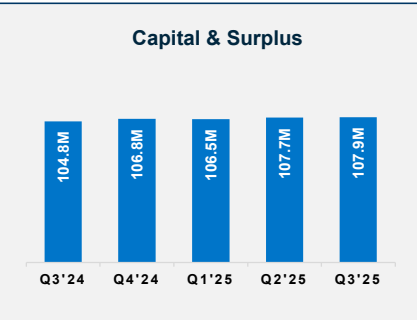
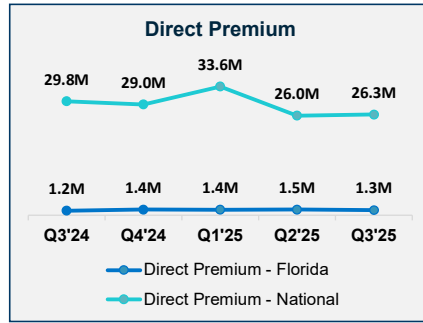
Founders Insurance Company

DBA Prosure Insurance Company

Insurer Financial Report
2025 | Quarter 3

FEIN: 36-2748795
NAIC: 14249
A.M.Best: A
State of Domicile: Illinois
Main Office: New Hartford, NY
Parent: Utica Mutual Insurance Co.
Incorporation Date: 8/25/1972
Website: foundersinsurance.com

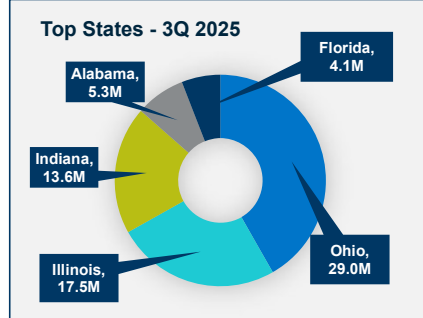
Financial Highlights	Q3 2025	Q3 2024	% Change	Q2 2025	Q1 2025	2024
Total Admitted Assets	273,987,244	260,668,071	5%	266,172,379	260,750,745	259,508,289
Total Liabilities	166,135,049	155,876,825	7%	158,493,006	154,233,600	152,667,773
Capital & Surplus	107,852,195	104,791,245	3%	107,679,373	106,517,144	106,840,516
Premiums and Agent's Balances	32,783,654	30,086,954	9%	30,897,812	28,361,250	28,777,339
Losses	84,791,249	77,405,780	10%	82,601,419	80,883,510	78,529,637
Loss Adjustment Expenses	21,352,908	19,290,198	11%	20,774,093	19,932,147	19,824,094
Underwriting Gain/Loss	(2,323,524)	266,585	-972%	(904,299)	(1,019,622)	1,046,676
Net Income (Loss) After Tax	2,644,399	3,298,170	-20%	2,318,734	777,588	5,200,769
Cash Flow from Operations	11,919,538	11,632,138	2%	3,645,437	(116,556)	14,777,250
Unrealized Capital Gains (Losses)	156,724	56,780	176%	143,310	145,219	63,505
Gross Premium	154,734,726	158,194,669	-2%	103,767,299	51,725,532	211,553,715
Net Premium	65,553,927	60,805,764	8%	43,122,161	21,214,597	85,992,592
Direct Premium - National	85,940,157	96,590,823	-11%	59,634,483	33,631,167	125,561,123
Direct Premium - Florida	4,117,083	3,524,417	17%	2,818,010	1,367,148	4,968,630



PAB: % of Policyholders Surplus	30.4%	28.7%	6%	28.7%	26.6%	26.9%
Gross Premium to Surplus Ratio	143.5%	151.0%	-5%	96.4%	48.6%	198.0%
Net Premium to Surplus Ratio	60.8%	58.0%	5%	40.0%	19.9%	80.5%
% of Direct Premium in Florida	4.8%	3.6%	31%	4.7%	4.1%	4.0%
Liabilities to Assets Ratio	60.6%	59.8%	1%	59.5%	59.1%	58.8%
Debt to Equity Ratio	154.0%	148.7%	4%	147.2%	144.8%	142.9%
Combined Ratio	N/A	N/A	0%	N/A	N/A	99%
Losses Incurred Ratio	N/A	N/A	0%	N/A	N/A	53%
Loss Expenses Incurred Ratio	N/A	N/A	0%	N/A	N/A	13%
Other U/W Exp. Incurred Ratio	N/A	N/A	0%	N/A	N/A	33%
IRIS Ratio(s) Outside Usual Range	N/A	N/A	0%	N/A	N/A	None

Comments / Notes
- Co. is party to an intercompany pooling agreement. Participation is 5%.

Reinsurers (Top 5 2024)	A.M. Best Rating	Reinsurance Class	Reins. Authorization	Gross Recovery*	Over 120 Days Overdue
Utica Mutual Insurance Co.	A	US Affiliated Pooling	Authorized	124.099	0
Factory Mutual Insurance Co.	A+	US Unaffiliated	Authorized	18	0
Toa Reinsurance Co. of America	A	US Unaffiliated	Authorized	(1)	0



* Data displayed in \$000
NM: The value is outside of the meaningful range for this item.