



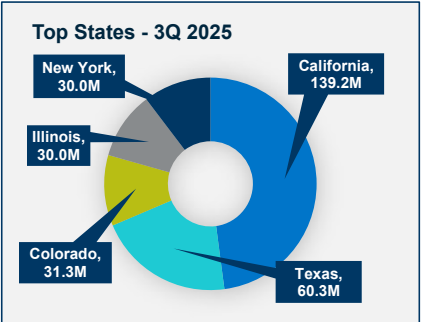
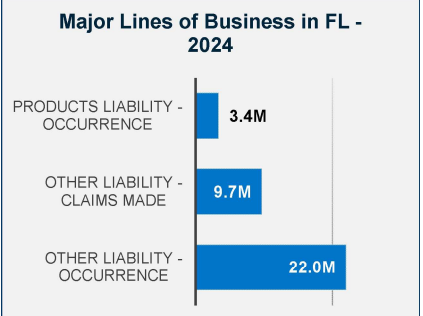
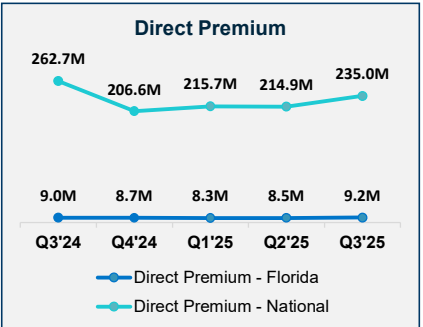
Gemini Insurance Company

Insurer Financial Report 2025 | Quarter 3

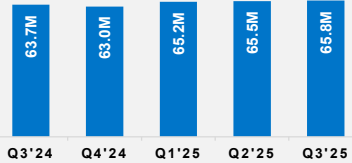
FEIN: 22-3410959
 NAIC: 10833
 A.M.Best: A+
 State of Domicile: Delaware
 Main Office: Scottsdale, AZ
 Parent: Berkley Insurance Company
 Incorporation Date: 11/9/1995
 Website: www.wrberkley.com

Financial Highlights	Q3 2025	Q3 2024	% Change	Q2 2025	Q1 2025	2024
Total Admitted Assets	166,267,668	162,872,386	2%	167,621,029	159,566,437	156,423,592
Total Liabilities	100,439,926	99,140,687	1%	102,101,648	94,345,437	93,432,978
Capital & Surplus	65,827,742	63,731,699	3%	65,519,381	65,221,000	62,990,614
Premiums and Agent's Balances	70,398,148	72,479,109	-3%	71,449,583	65,082,798	61,986,587
Losses	0	0	0%	0	0	0
Loss Adjustment Expenses	0	0	0%	0	0	0
Underwriting Gain/Loss	0	0	0%	0	0	0
Net Income (Loss) After Tax	2,080,950	2,029,871	3%	1,374,995	678,260	2,777,036
Cash Flow from Operations	2,282,205	2,348,517	-3%	2,151,374	1,451,764	2,703,168
Unrealized Capital Gains (Losses)	34,297	30,917	11%	23,703	9,290	36,189
Gross Premium	677,084,940	678,745,062	0%	456,073,614	227,699,655	916,815,394
Net Premium	0	0	0%	0	0	0
Direct Premium - National	665,581,861	710,098,277	-6%	430,584,580	215,695,991	916,694,135
Direct Premium - Florida	26,074,059	27,955,918	-7%	16,884,613	8,347,335	36,693,072
PAB: % of Policyholders Surplus	106.9%	113.7%	-6%	109.1%	99.8%	98.4%
Gross Premium to Surplus Ratio	1028.6%	1065.0%	-3%	696.1%	349.1%	1455.5%
Net Premium to Surplus Ratio	0.0%	0.0%	0%	0.0%	0.0%	0.0%
% of Direct Premium in Florida	3.9%	3.9%	0%	3.9%	3.9%	4.0%
Liabilities to Assets Ratio	60.4%	60.9%	-1%	60.9%	59.1%	59.7%
Debt to Equity Ratio	152.6%	155.6%	-2%	155.8%	144.7%	148.3%
Combined Ratio	N/A	N/A	0%	N/A	N/A	0%
Losses Incurred Ratio	N/A	N/A	0%	N/A	N/A	0%
Loss Expenses Incurred Ratio	N/A	N/A	0%	N/A	N/A	0%
Other U/W Exp. Incurred Ratio	N/A	N/A	0%	N/A	N/A	0%
IRIS Ratio(s) Outside Usual Range	N/A	N/A	0%	N/A	N/A	#1, 9, 10

Reinsurers (Top 5 2024)	A.M. Best Rating	Reinsurance Class	Reins. Authorization	Gross Recovery*	Over 120 Days Overdue
Berkley Insurance Co.	A+	US Affiliated Pooling	Authorized	2,674,485	0



Capital & Surplus



Comments / Notes

- PAB equal to 106.9% of surplus.
 - Co cedes 100% of premiums to Berkley Ins. Co as part of an intercompany reinsurance pooling agreement.

* Data displayed in \$000

NM: The value is outside of the meaningful range for this item.