

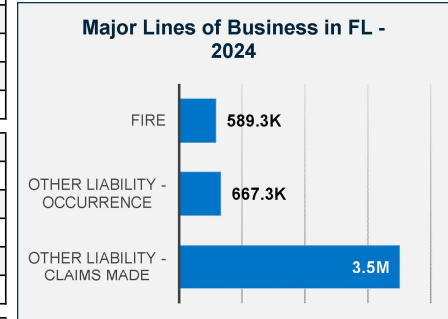
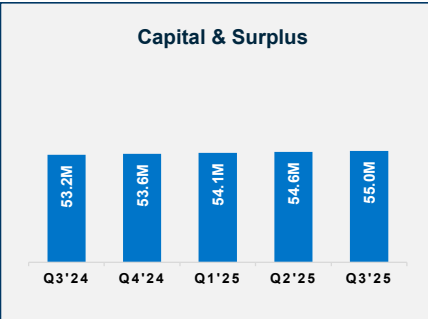
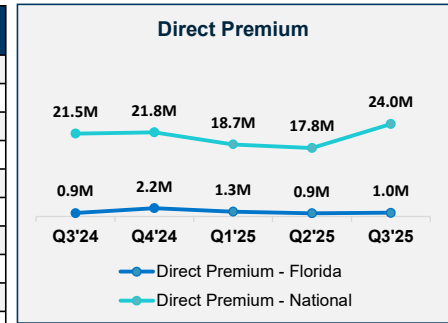


Great American Fidelity Insurance Company

Insurer Financial Report
2025 | Quarter 3

FEIN: 31-1036473
NAIC: 41858
A.M.Best: A+
State of Domicile: Ohio
Main Office: Cincinnati, OH
Parent: Great American Ins Co
Incorporation Date: 1/12/1982
Website: greatamericaninsurancegroup.com

Financial Highlights	Q3 2025	Q3 2024	% Change	Q2 2025	Q1 2025	2024
Total Admitted Assets	55,105,241	53,208,228	4%	54,628,525	54,243,819	53,673,895
Total Liabilities	56,466	39,019	45%	54,390	157,905	42,359
Capital & Surplus	55,048,774	53,169,209	4%	54,574,135	54,085,914	53,631,537
Premiums and Agent's Balances	0	0	0%	0	0	0
Losses	0	0	0%	0	0	0
Loss Adjustment Expenses	0	0	0%	0	0	0
Underwriting Gain/Loss	0	0	0%	0	0	0
Net Income (Loss) After Tax	1,418,664	1,202,225	18%	950,789	459,177	1,669,245
Cash Flow from Operations	1,390,296	1,303,107	7%	934,554	581,809	1,706,542
Unrealized Capital Gains (Losses)	0	0	0%	0	0	0
Gross Premium	59,425,980	55,859,227	6%	39,021,436	19,245,624	77,747,190
Net Premium	0	0	0%	0	0	0
Direct Premium - National	60,442,329	55,969,391	8%	36,464,086	18,692,635	77,747,190
Direct Premium - Florida	3,178,470	2,750,446	16%	2,178,765	1,295,099	4,921,279

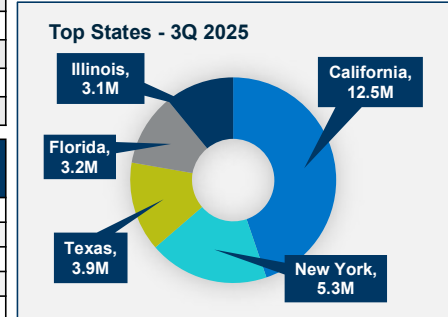


PAB: % of Policyholders Surplus	0.0%	0.0%	0%	0.0%	0.0%	0.0%
Gross Premium to Surplus Ratio	108.0%	105.1%	3%	71.5%	35.6%	145.0%
Net Premium to Surplus Ratio	0.0%	0.0%	0%	0.0%	0.0%	0.0%
% of Direct Premium in Florida	5.3%	4.9%	7%	6.0%	6.9%	6.3%
Liabilities to Assets Ratio	0.1%	0.1%	40%	0.1%	0.3%	0.1%
Debt to Equity Ratio	0.1%	0.1%	40%	0.1%	0.3%	0.1%
Combined Ratio	N/A	N/A	0%	N/A	N/A	0%
Losses Incurred Ratio	N/A	N/A	0%	N/A	N/A	0%
Loss Expenses Incurred Ratio	N/A	N/A	0%	N/A	N/A	0%
Other U/W Exp. Incurred Ratio	N/A	N/A	0%	N/A	N/A	0%
IRIS Ratio(s) Outside Usual Range	N/A	N/A	0%	N/A	N/A	None

Comments / Notes

- Co and certain affiliates maintain a reinsurance pooling agreement with parent, Great American Ins Co. Participation is 0%.

Reinsurers (Top 5 2024)	A.M. Best Rating	Reinsurance Class	Reins. Authorization	Gross Recovery*	Over 120 Days Overdue
Great American Insurance Co.	A+	US Affiliated Pooling	Authorized	111,483	0



* Data displayed in \$000
NM: The value is outside of the meaningful range for this item.