



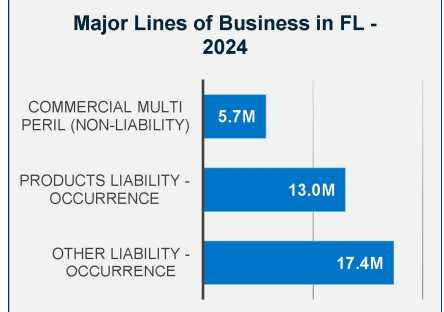
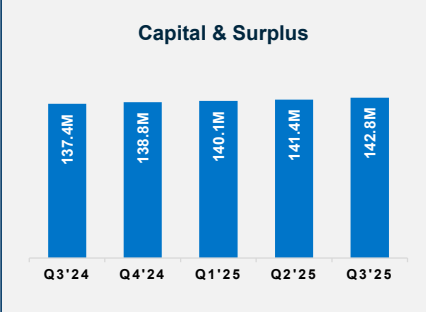
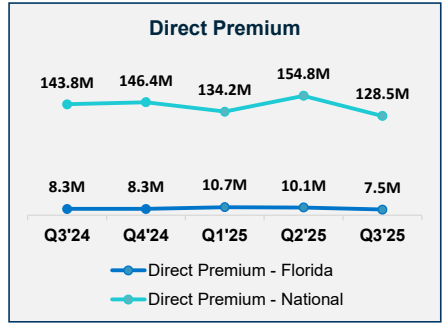
Great American Risk Solutions Surplus Lines Ins Co

F/K/A American Empire SU

Insurer Financial Report 2025 | Quarter 3

FEIN: 31-0912199
 NAIC: 35351
 A.M.Best: A+
 State of Domicile: Ohio
 Main Office: Cincinnati, OH
 Parent: Great American Insurance Co.
 Incorporation Date: 7/15/1977
 Website: greatamericaninsurancegroup.com

Financial Highlights	Q3 2025	Q3 2024	% Change	Q2 2025	Q1 2025	2024
Total Admitted Assets	145,480,470	138,418,996	5%	141,486,813	142,124,922	143,600,806
Total Liabilities	2,693,312	976,957	176%	110,949	2,021,689	4,762,841
Capital & Surplus	142,787,158	137,442,039	4%	141,375,863	140,103,233	138,837,966
Premiums and Agent's Balances	0	0	0%	0	0	0
Losses	0	0	0%	0	0	0
Loss Adjustment Expenses	0	0	0%	0	0	0
Underwriting Gain/Loss	0	0	0%	0	0	0
Net Income (Loss) After Tax	3,810,043	3,346,695	14%	2,456,997	1,170,160	4,469,365
Cash Flow from Operations	4,003,373	3,705,420	8%	2,689,212	1,782,759	4,752,390
Unrealized Capital Gains (Losses)	58,541	38,282	53%	47,402	29,699	288,079
Gross Premium	430,427,154	347,422,473	24%	287,536,617	143,072,364	576,081,847
Net Premium	0	0	0%	0	0	0
Direct Premium - National	417,543,947	429,667,535	-3%	288,994,835	134,193,062	576,081,847
Direct Premium - Florida	28,262,642	28,605,034	-1%	20,777,007	10,712,123	36,870,167

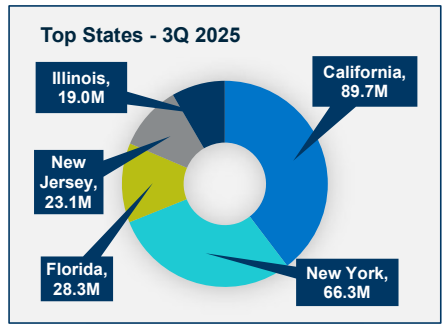


PAB: % of Policyholders Surplus	0.0%	0.0%	0%	0.0%	0.0%	0.0%
Gross Premium to Surplus Ratio	301.4%	252.8%	19%	203.4%	102.1%	414.9%
Net Premium to Surplus Ratio	0.0%	0.0%	0%	0.0%	0.0%	0.0%
% of Direct Premium in Florida	6.8%	6.7%	2%	7.2%	8.0%	6.4%
Liabilities to Assets Ratio	1.9%	0.7%	162%	0.1%	1.4%	3.3%
Debt to Equity Ratio	1.9%	0.7%	165%	0.1%	1.4%	3.4%
Combined Ratio	N/A	N/A	0%	N/A	N/A	0%
Losses Incurred Ratio	N/A	N/A	0%	N/A	N/A	0%
Loss Expenses Incurred Ratio	N/A	N/A	0%	N/A	N/A	0%
Other U/W Exp. Incurred Ratio	N/A	N/A	0%	N/A	N/A	0%
IRIS Ratio(s) Outside Usual Range	N/A	N/A	0%	N/A	N/A	None

Comments / Notes

- Co and certain affiliates maintain a reinsurance pooling agreement with parent, Great American Ins Co. Participation is 0%.

Reinsurers (Top 5 2024)	A.M. Best Rating	Reinsurance Class	Reins. Authorization	Gross Recovery*	Over 120 Days Overdue
Great American Insurance Co.	A+	US Affiliated Pooling	Authorized	903,815	0



* Data displayed in \$000
 NM: The value is outside of the meaningful range for this item.