

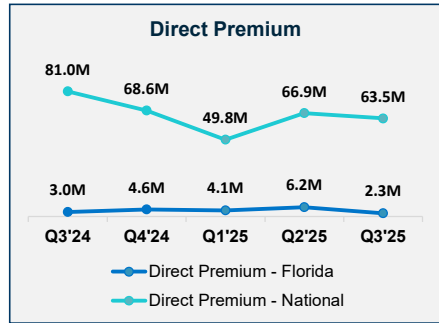


HDI Specialty Insurance Company

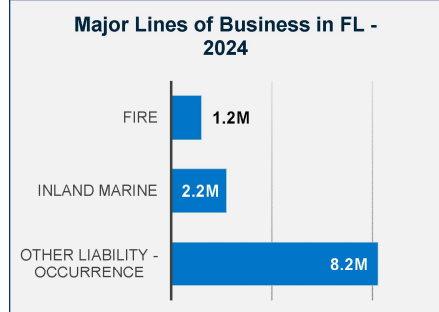
Insurer Financial Report 2025 | Quarter 3

FEIN: 81-5296068
 NAIC: 16131
 A.M.Best: A+
 State of Domicile: Illinois
 Main Office: Chicago, IL
 Parent: HDI Global Ins Co
 Incorporation Date: 2/3/2017
 Website: www.hdi.global.com

Financial Highlights	Q3 2025	Q3 2024	% Change	Q2 2025	Q1 2025	2024
Total Admitted Assets	453,167,846	415,769,837	9%	443,914,105	426,390,428	435,095,327
Total Liabilities	347,660,762	317,544,819	9%	342,756,752	323,818,938	329,672,045
Capital & Surplus	105,507,084	98,225,018	7%	101,157,353	102,571,490	105,423,282
Premiums and Agent's Balances	19,845,579	22,890,232	-13%	17,124,767	13,433,553	17,600,593
Losses	196,437,469	165,672,047	19%	190,187,705	174,108,272	166,304,101
Loss Adjustment Expenses	29,250,831	25,436,414	15%	30,412,189	29,357,470	29,075,394
Underwriting Gain/Loss	(15,563,010)	8,008,064	-294%	(15,933,730)	(5,719,931)	13,173,053
Net Income (Loss) After Tax	(4,747,922)	12,366,064	-138%	(7,361,649)	(1,886,876)	17,669,325
Cash Flow from Operations	15,560,125	38,874,218	-60%	10,912,945	(4,996,688)	51,187,354
Unrealized Capital Gains (Losses)	1,550,311	1,921,149	-19%	485,941	101,315	1,293,010
Gross Premium	184,068,255	145,781,810	26%	123,415,273	61,771,068	246,713,949
Net Premium	68,734,385	63,848,637	8%	46,032,218	22,937,251	86,133,666
Direct Premium - National	180,223,036	170,802,387	6%	116,680,285	49,788,421	239,437,275
Direct Premium - Florida	12,543,277	9,121,057	38%	10,271,098	4,081,407	13,753,426

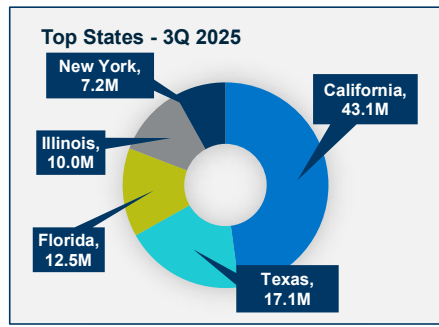


PAB: % of Policyholders Surplus	18.8%	23.3%	-19%	16.9%	13.1%	16.7%
Gross Premium to Surplus Ratio	174.5%	148.4%	18%	122.0%	60.2%	234.0%
Net Premium to Surplus Ratio	65.1%	65.0%	0%	45.5%	22.4%	81.7%
% of Direct Premium in Florida	7.0%	5.3%	30%	8.8%	8.2%	5.7%
Liabilities to Assets Ratio	76.7%	76.4%	0%	77.2%	75.9%	75.8%
Debt to Equity Ratio	329.5%	323.3%	2%	338.8%	315.7%	312.7%

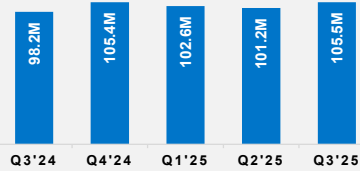


Combined Ratio	N/A	N/A	0%	N/A	N/A	85%
Losses Incurred Ratio	N/A	N/A	0%	N/A	N/A	60%
Loss Expenses Incurred Ratio	N/A	N/A	0%	N/A	N/A	10%
Other U/W Exp. Incurred Ratio	N/A	N/A	0%	N/A	N/A	15%
IRIS Ratio(s) Outside Usual Range	N/A	N/A	0%	N/A	N/A	#4

Reinsurers (Top 5 2024)	A.M. Best Rating	Reinsurance Class	Reins. Authorization	Gross Recovery*	Over 120 Days Overdue
Transatlantic Reinsurance Co.	A++	US Unaffiliated	Authorized	30,125	0
Lloyd's Syndicate 0566	N/A	Non-US Unaffiliated	Authorized	16,626	0
Lloyd's Syndicate - 1183	N/A	Non-US Unaffiliated	Authorized	15,494	1945
HDI Haftpflichtverband der Deu	N/A	Non-US Affiliated Non-captive	Unauthorized	13,455	0
HDI Global Specialty SE	N/A	Non-US Affiliated Non-captive	Unauthorized	13,146	0



Capital & Surplus



Comments / Notes

- Debt/Equity ratio appears high
- FL DPW increased 38% YoY.
- Co. maintains an excess of loss reinsurance agreement with HDI Global SE wherein it cedes the ultimate net losses exceeding \$5M each loss, each named weather and earthquake event.

* Data displayed in \$000
 NM: The value is outside of the meaningful range for this item.