



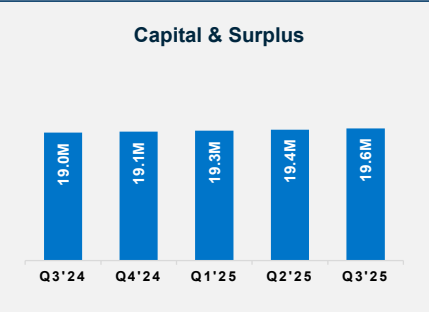
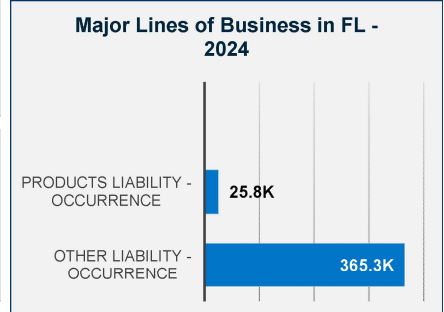
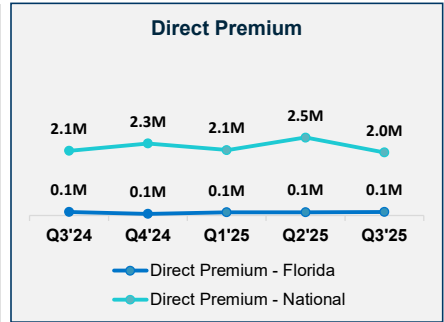
Mid-Continent Excess and Surplus Insurance Company

Insurer Financial Report
2025 | Quarter 3

FEIN: 38-3803661
NAIC: 13794
A.M.Best: A+
State of Domicile: Ohio
Main Office: Tulsa, OK
Parent: Mid-Continent Casualty Co.
Incorporation Date: 7/10/2009
Website: www.mcg-ins.com

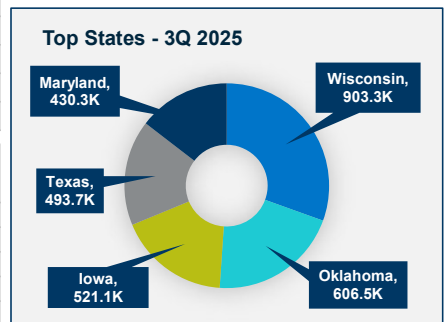
Financial Highlights	Q3 2025	Q3 2024	% Change	Q2 2025	Q1 2025	2024
Total Admitted Assets	19,658,155	19,034,639	3%	19,496,543	19,367,816	19,188,384
Total Liabilities	55,785	37,328	49%	50,703	76,477	42,055
Capital & Surplus	19,602,370	18,997,311	3%	19,445,840	19,291,339	19,146,329
Premiums and Agent's Balances	0	0	0%	0	0	0
Losses	0	0	0%	0	0	0
Loss Adjustment Expenses	0	0	0%	0	0	0
Underwriting Gain/Loss	0	0	0%	0	0	0
Net Income (Loss) After Tax	469,256	449,162	4%	308,076	149,237	603,815
Cash Flow from Operations	425,004	413,168	3%	271,372	189,872	518,353
Unrealized Capital Gains (Losses)	0	0	0%	0	0	0
Gross Premium	6,893,256	7,313,356	-6%	4,614,848	2,310,826	9,778,725
Net Premium	0	0	0%	0	0	0
Direct Premium - National	6,688,968	7,444,151	-10%	4,646,097	2,120,037	9,778,725
Direct Premium - Florida	343,521	329,416	4%	220,950	109,977	391,155
PAB: % of Policyholders Surplus	0.0%	0.0%	0%	0.0%	0.0%	0.0%
Gross Premium to Surplus Ratio	35.2%	38.5%	-9%	23.7%	12.0%	51.1%
Net Premium to Surplus Ratio	0.0%	0.0%	0%	0.0%	0.0%	0.0%
% of Direct Premium in Florida	5.1%	4.4%	16%	4.8%	5.2%	4.0%
Liabilities to Assets Ratio	0.3%	0.2%	45%	0.3%	0.4%	0.2%
Debt to Equity Ratio	0.3%	0.2%	45%	0.3%	0.4%	0.2%
Combined Ratio	N/A	N/A	0%	N/A	N/A	0%
Losses Incurred Ratio	N/A	N/A	0%	N/A	N/A	0%
Loss Expenses Incurred Ratio	N/A	N/A	0%	N/A	N/A	0%
Other U/W Exp. Incurred Ratio	N/A	N/A	0%	N/A	N/A	0%
IRIS Ratio(s) Outside Usual Range	N/A	N/A	0%	N/A	N/A	None

Reinsurers (Top 5 2024)	A.M. Best Rating	Reinsurance Class	Reins. Authorization	Gross Recovery*	Over 120 Days Overdue
Mid-Continent Casualty Co.	A+	US Affiliated Pooling	Authorized	9,169	0



Comments / Notes

- Co. participates in an Intercompany Pooling Agreement and cedes 100% of business to Mid-Continent Casualty Company.



* Data displayed in \$000
NM: The value is outside of the meaningful range for this item.