



North Light Specialty Insurance Company

Insurer Financial Report
2025 | Quarter 3

FEIN: 26-2331872

NAIC: 13167

A.M.Best: A+

State of Domicile: Illinois

Main Office: Northbrook, IL

Parent: Allstate Insurance Company

Incorporation Date: 3/24/2008

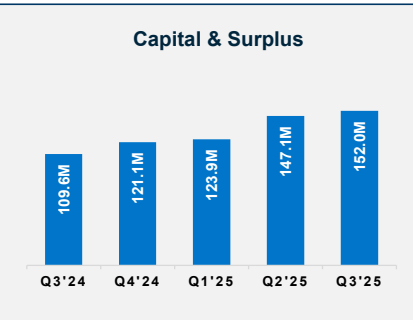
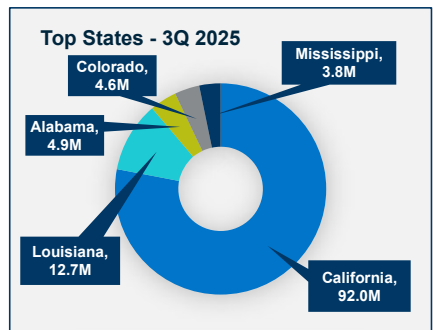
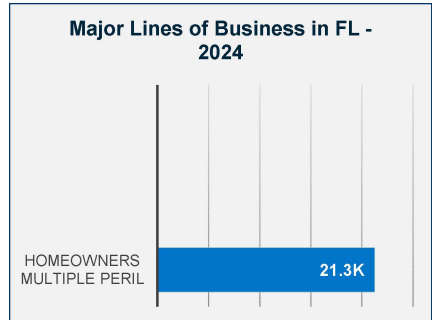
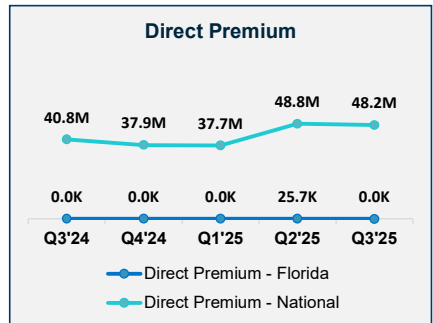
Website: www.allstate.com

Financial Highlights	Q3 2025	Q3 2024	% Change	Q2 2025	Q1 2025	2024
Total Admitted Assets	270,966,466	224,116,745	21%	252,086,344	223,473,922	240,146,945
Total Liabilities	118,986,611	114,513,537	4%	104,955,431	99,578,161	119,059,831
Capital & Surplus	151,979,855	109,603,208	39%	147,130,913	123,895,761	121,087,114
Premiums and Agent's Balances	31,082,771	26,270,496	18%	33,094,297	28,991,591	21,991,043
Losses	(1,851,275)	20,428,766	-109%	(7,247,470)	1,169,142	21,944,031
Loss Adjustment Expenses	(3,871,810)	2,572,487	-251%	(3,676,459)	(3,444,927)	2,493,876
Underwriting Gain/Loss	33,004,619	19,753,660	67%	29,760,031	2,372,381	30,869,699
Net Income (Loss) After Tax	30,893,748	19,289,700	60%	26,083,187	3,335,884	30,015,800
Cash Flow from Operations	6,677,295	36,472,965	-82%	(2,777,104)	(33,635,631)	55,762,247
Unrealized Capital Gains (Losses)	12,777	0	0%	(2,996)	0	89
Gross Premium	119,385,579	95,949,685	24%	77,279,088	37,419,361	146,658,142
Net Premium	79,439,235	63,763,847	25%	53,914,722	24,238,900	104,871,672
Direct Premium - National	134,731,531	108,641,300	24%	86,523,779	37,712,173	146,568,850
Direct Premium - Florida	25,678	21,293	21%	25,678	0	21,293

PAB: % of Policyholders Surplus	20.5%	24.0%	-15%	22.5%	23.4%	18.2%
Gross Premium to Surplus Ratio	78.6%	87.5%	-10%	52.5%	30.2%	121.1%
Net Premium to Surplus Ratio	52.3%	58.2%	-10%	36.6%	19.6%	86.6%
% of Direct Premium in Florida	0.0%	0.0%	-3%	0.0%	0.0%	0.0%
Liabilities to Assets Ratio	43.9%	51.1%	-14%	41.6%	44.6%	49.6%
Debt to Equity Ratio	78.3%	104.5%	-25%	71.3%	80.4%	98.3%

Combined Ratio	N/A	N/A	0%	N/A	N/A	66%
Losses Incurred Ratio	N/A	N/A	0%	N/A	N/A	29%
Loss Expenses Incurred Ratio	N/A	N/A	0%	N/A	N/A	3%
Other U/W Exp. Incurred Ratio	N/A	N/A	0%	N/A	N/A	34%
IRIS Ratio(s) Outside Usual Range	N/A	N/A	0%	N/A	N/A	#3

Reinsurers (Top 5 2024)	A.M. Best Rating	Reinsurance Class	Reins. Authorization	Gross Recovery*	Over 120 Days Overdue
Allstate Insurance Co.	A+	US Aff Non-captive Non-pool	Authorized	294,602	0
Swiss Reinsurance America Corp	A+	US Unaffiliated	Authorized	1,343	0
Renaissance Reinsurance Ltd.	A+	Non-US Unaffiliated	Certified	971	0
Arch Reinsurance Ltd.	A+	Non-US Unaffiliated	Unauthorized	587	0
DaVinci Reinsurance Ltd.	A	Non-US Unaffiliated	Certified	539	0



Comments / Notes

* Data displayed in \$000

NM: The value is outside of the meaningful range for this item.