



SiriusPoint Specialty Insurance Corporation

Insurer Financial Report
2025 | Quarter 3

FEIN: 85-2094945

NAIC: 16820

A.M.Best: A-

State of Domicile: New Hampshire

Main Office: New York, NY

Parent: SiriusPoint Ltd.

Incorporation Date: 7/20/2020

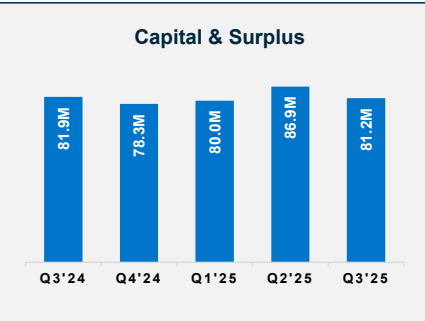
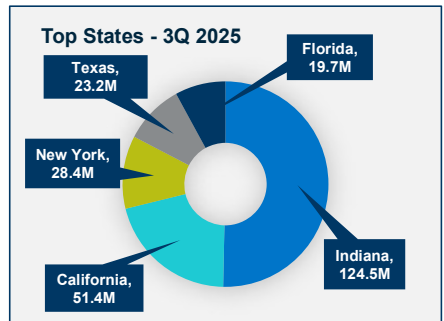
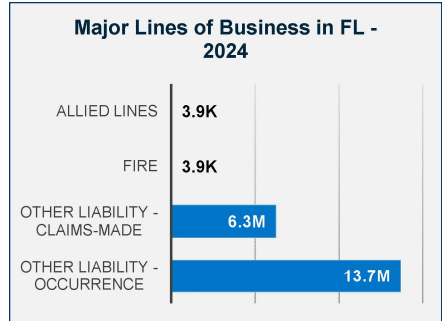
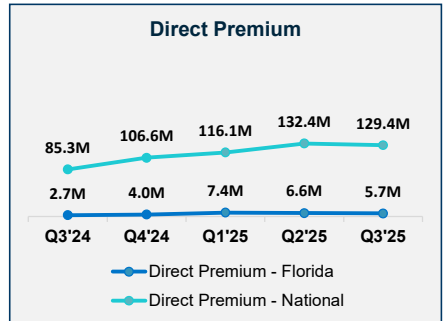
Website: www.siriuspt.com

Financial Highlights	Q3 2025	Q3 2024	% Change	Q2 2025	Q1 2025	2024
Total Admitted Assets	333,450,571	316,907,055	5%	367,973,812	325,454,010	302,193,400
Total Liabilities	252,299,517	235,034,322	7%	281,067,310	245,440,935	223,880,488
Capital & Surplus	81,151,054	81,872,733	-1%	86,906,502	80,013,075	78,312,912
Premiums and Agent's Balances	0	0	0%	0	0	0
Losses	0	67,466,982	-100%	97,739,805	86,741,092	71,685,959
Loss Adjustment Expenses	6,977,308	4,468,432	56%	6,574,775	5,845,248	9,116,175
Underwriting Gain/Loss	(5,216,389)	3,936,500	-233%	3,625,978	(1,008,972)	(621,062)
Net Income (Loss) After Tax	2,863,842	9,383,119	-69%	8,581,141	1,711,534	3,755,929
Cash Flow from Operations	56,317,430	50,320,594	12%	11,822,666	2,351,899	63,507,099
Unrealized Capital Gains (Losses)	0	0	0%	0	0	0
Gross Premium	329,977,545	249,990,753	32%	213,374,653	103,599,475	407,502,228
Net Premium	36,856,040	86,613,490	-57%	77,247,444	36,856,049	143,058,171
Direct Premium - National	377,844,251	300,863,263	26%	248,468,741	116,060,159	407,502,228
Direct Premium - Florida	19,712,831	16,003,056	23%	14,017,607	7,408,746	19,962,205

PAB: % of Policyholders Surplus	0.0%	0.0%	0%	0.0%	0.0%	0.0%
Gross Premium to Surplus Ratio	406.6%	305.3%	33%	245.5%	129.5%	520.4%
Net Premium to Surplus Ratio	45.4%	105.8%	-57%	88.9%	46.1%	182.7%
% of Direct Premium in Florida	5.2%	5.3%	-2%	5.6%	6.4%	4.9%
Liabilities to Assets Ratio	75.7%	74.2%	2%	76.4%	75.4%	74.1%
Debt to Equity Ratio	310.9%	287.1%	8%	323.4%	306.8%	285.9%

Combined Ratio	N/A	N/A	0%	N/A	N/A	101%
Losses Incurred Ratio	N/A	N/A	0%	N/A	N/A	50%
Loss Expenses Incurred Ratio	N/A	N/A	0%	N/A	N/A	5%
Other U/W Exp. Incurred Ratio	N/A	N/A	0%	N/A	N/A	46%
IRIS Ratio(s) Outside Usual Range	N/A	N/A	0%	N/A	N/A	#3,4

Reinsurers (Top 5 2024)	A.M. Best Rating	Reinsurance Class	Reins. Authorization	Gross Recovery*	Over 120 Days Overdue
SiriusPoint America Ins Co.	A-	US Aff Non-captive Non-pool	Authorized	159,950	0
StarStone Specialty Ins Co.	A	US Unaffiliated	Authorized	50,979	0
Renaissance Re U.S. Inc.	A+	US Unaffiliated	Authorized	22,402	32
Arch Reinsurance Co.	A+	US Unaffiliated	Authorized	20,139	0
Transatlantic Reinsurance Co.	A++	US Unaffiliated	Authorized	14,336	0



Comments / Notes

- Debt/Equity ratio appears high.
- FL DPW increased 23% YoY.

* Data displayed in \$000

NM: The value is outside of the meaningful range for this item.