

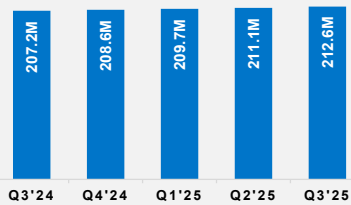


St. Paul Surplus Lines Insurance Company

Insurer Financial Report
2025 | Quarter 3

FEIN: 41-1230819
NAIC: 30481
A.M.Best: A++
State of Domicile: Delaware
Main Office: Hartford, CT
Parent: St. Paul Fire & Marine Ins Co
Incorporation Date: 2/22/1974
Website: www.travelers.com

Capital & Surplus



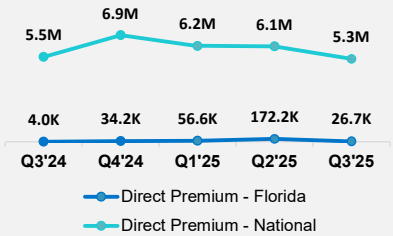
Comments / Notes

- Co. is party to the TRV Reinsurance Pool. Participation is 0%.

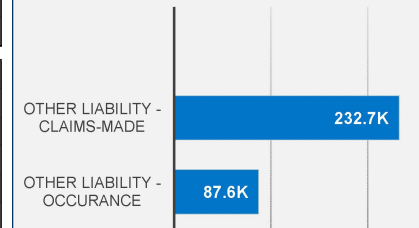
Financial Highlights	Q3 2025	Q3 2024	% Change	Q2 2025	Q1 2025	2024
Total Admitted Assets	217,970,745	210,667,067	3%	214,264,555	213,182,661	212,665,136
Total Liabilities	5,336,330	3,515,802	52%	3,156,939	3,512,966	4,058,029
Capital & Surplus	212,634,415	207,151,264	3%	211,107,616	209,669,695	208,607,107
Premiums and Agent's Balances	0	0	0%	0	0	0
Losses	0	0	0%	0	0	0
Loss Adjustment Expenses	0	0	0%	0	0	0
Underwriting Gain/Loss	0	0	0%	0	0	0
Net Income (Loss) After Tax	3,760,023	3,713,266	1%	2,268,532	850,860	5,105,766
Cash Flow from Operations	4,066,070	4,126,519	-1%	2,005,794	885,562	5,250,161
Unrealized Capital Gains (Losses)	(74,309)	0	0%	(60,616)	(61,917)	0
Gross Premium	17,806,833	15,611,758	14%	11,847,550	5,685,284	22,394,131
Net Premium	0	0	0%	0	0	0
Direct Premium - National	17,621,753	15,536,704	13%	12,290,428	6,158,381	22,394,131
Direct Premium - Florida	255,510	286,088	-11%	228,767	56,591	320,312
PAB: % of Policyholders Surplus	0.0%	0.0%	0%	0.0%	0.0%	0.0%
Gross Premium to Surplus Ratio	8.4%	7.5%	11%	5.6%	2.7%	10.7%
Net Premium to Surplus Ratio	0.0%	0.0%	0%	0.0%	0.0%	0.0%
% of Direct Premium in Florida	1.4%	1.8%	-21%	1.9%	0.9%	1.4%
Liabilities to Assets Ratio	2.4%	1.7%	47%	1.5%	1.6%	1.9%
Debt to Equity Ratio	2.5%	1.7%	48%	1.5%	1.7%	1.9%
Combined Ratio	N/A	N/A	0%	N/A	N/A	0%
Losses Incurred Ratio	N/A	N/A	0%	N/A	N/A	0%
Loss Expenses Incurred Ratio	N/A	N/A	0%	N/A	N/A	0%
Other U/W Exp. Incurred Ratio	N/A	N/A	0%	N/A	N/A	0%
IRIS Ratio(s) Outside Usual Range	N/A	N/A	0%	N/A	N/A	N/A

Reinsurers (Top 5 2024)	A.M. Best Rating	Reinsurance Class	Reins. Authorization	Gross Recovery*	Over 120 Days Overdue
Travelers Indemnity Co	A++	US Affiliated Pooling	Authorized	138,247	0

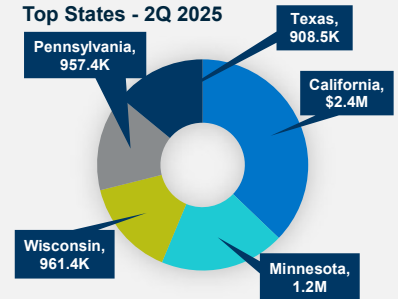
Direct Premium



Major Lines of Business in FL - 2024



Top States - 2Q 2025



* Data displayed in \$000

NM: The value is outside of the meaningful range for this item.