

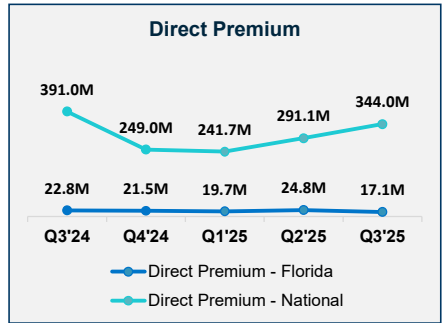


# Travelers Excess and Surplus Lines Company

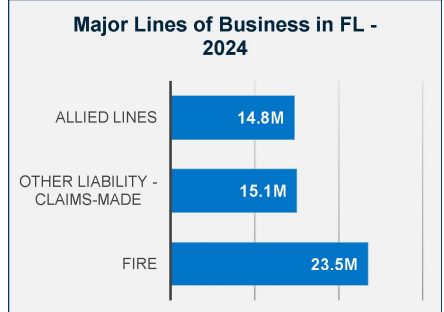
Insurer Financial Report  
2025 | Quarter 3

FEIN: 06-1203698  
NAIC: 29696  
A.M.Best: A++  
State of Domicile: Connecticut  
Main Office: Hartford, CT  
Parent: Travelers Casualty and Surety  
Incorporation Date: 5/22/1987  
Website: www.travelers.com

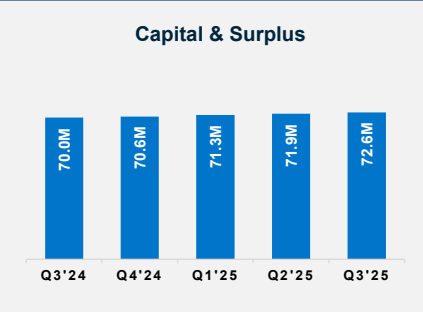
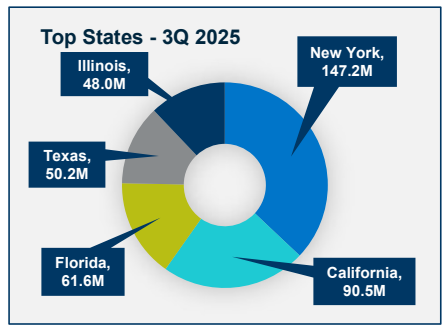
Financial Highlights	Q3 2025	Q3 2024	% Change	Q2 2025	Q1 2025	2024
Total Admitted Assets	166,738,035	179,901,940	-7%	133,232,537	128,067,524	137,892,169
Total Liabilities	94,162,371	109,865,349	-14%	61,286,332	56,753,384	67,272,206
Capital & Surplus	72,575,664	70,036,591	4%	71,946,206	71,314,139	70,619,963
Premiums and Agent's Balances	0	0	0%	0	0	0
Losses	0	0	0%	0	0	0
Loss Adjustment Expenses	0	0	0%	0	0	0
Underwriting Gain/Loss	0	0	0%	0	0	0
Net Income (Loss) After Tax	1,840,238	1,253,548	47%	1,242,542	630,687	1,773,216
Cash Flow from Operations	14,418,344	37,725,117	-62%	(5,432,070)	(3,611,443)	(9,645,149)
Unrealized Capital Gains (Losses)	0	0	0%	0	0	0
Gross Premium	881,348,945	855,372,381	3%	588,414,598	293,761,625	1,199,040,391
Net Premium	0	0	0%	0	0	0
Direct Premium - National	876,796,439	950,054,574	-8%	532,803,590	241,726,165	1,199,040,391
Direct Premium - Florida	61,596,290	65,684,914	-6%	44,509,605	19,682,485	87,142,743



PAB: % of Policyholders Surplus	0.0%	0.0%	0%	0.0%	0.0%	0.0%
Gross Premium to Surplus Ratio	1214.4%	1221.3%	-1%	817.9%	411.9%	1697.9%
Net Premium to Surplus Ratio	0.0%	0.0%	0%	0.0%	0.0%	0.0%
% of Direct Premium in Florida	7.0%	6.9%	2%	8.4%	8.1%	7.3%
Liabilities to Assets Ratio	56.5%	61.1%	-8%	46.0%	44.3%	48.8%
Debt to Equity Ratio	129.7%	156.9%	-17%	85.2%	79.6%	95.3%
Combined Ratio	N/A	N/A	0%	N/A	N/A	0%
Losses Incurred Ratio	N/A	N/A	0%	N/A	N/A	0%
Loss Expenses Incurred Ratio	N/A	N/A	0%	N/A	N/A	0%
Other U/W Exp. Incurred Ratio	N/A	N/A	0%	N/A	N/A	0%
IRIS Ratio(s) Outside Usual Range	N/A	N/A	0%	N/A	N/A	#1



Reinsurers (Top 5 2024)	A.M. Best Rating	Reinsurance Class	Reins. Authorization	Gross Recovery*	Over 120 Days Overdue
Travelers Indemnity Co.	A++	US Affiliated Pooling	Authorized	1,382,202	0
Travelers Cas & Surety Co. Am	A++	Non-US Affiliated Non-captive	Authorized	13,009	0



**Comments / Notes**

- Co cedes 100% of its premiums to ultimate parent, The Travelers Indemnity Company.

\* Data displayed in \$000  
NM: The value is outside of the meaningful range for this item.