



Tudor Insurance Company

Insurer Financial Report 2025 | Quarter 3

FEIN: 13-3018617

NAIC: 37982

A.M.Best: A

State of Domicile: New Hampshire

Main Office: Parsippany, NJ

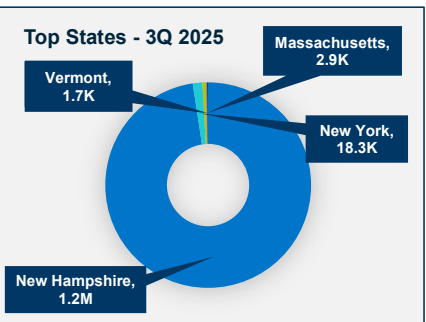
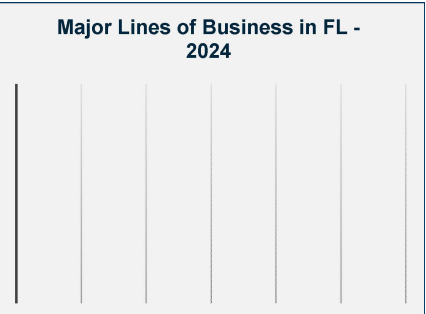
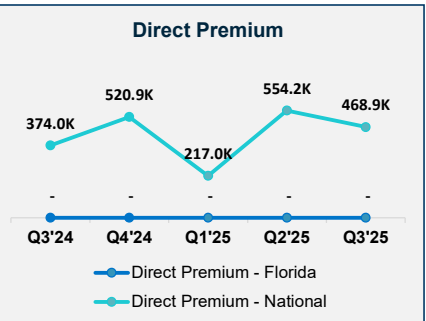
Parent: AIG Property Casualty US

Incorporation Date: 12/28/1979

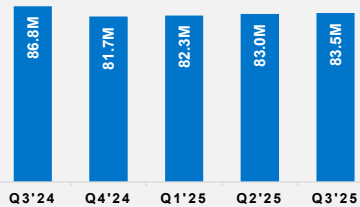
Website: www.westernworld.com

Financial Highlights	Q3 2025	Q3 2024	% Change	Q2 2025	Q1 2025	2024
Total Admitted Assets	88,224,250	125,938,660	-30%	85,253,563	85,578,214	116,494,465
Total Liabilities	4,731,316	39,129,767	-88%	2,268,233	3,252,061	34,745,236
Capital & Surplus	83,492,933	86,808,893	-4%	82,985,330	82,326,153	81,749,229
Premiums and Agent's Balances	0	55,939,644	-100%	0	0	29,705,524
Losses	0	4,694,876	-100%	0	0	4,235,177
Loss Adjustment Expenses	0	4,922,731	-100%	0	0	3,960,539
Underwriting Gain/Loss	0	2,675,896	-100%	0	0	6,696,145
Net Income (Loss) After Tax	2,368,751	2,344,791	1%	1,871,916	1,583,912	6,984,490
Cash Flow from Operations	2,529,548	(9,677,733)	126%	2,009,682	1,142,175	20,073,876
Unrealized Capital Gains (Losses)	110	(1,413)	108%	110	0	(1,078)
Gross Premium	1,272,137	1,241,747	2%	800,258	323,704	1,812,616
Net Premium	(24,654,432)	18,039	NM	(24,654,432)	(24,654,432)	194,976
Direct Premium - National	1,240,131	1,096,761	13%	771,219	216,992	1,617,640
Direct Premium - Florida	0	0	0%	0	0	0
PAB: % of Policyholders Surplus	0.0%	64.4%	-100%	0.0%	0.0%	36.3%
Gross Premium to Surplus Ratio	1.5%	1.4%	7%	1.0%	0.4%	2.2%
Net Premium to Surplus Ratio	-29.5%	0.0%	NM	-29.7%	-29.9%	0.2%
% of Direct Premium in Florida	0.0%	0.0%	0%	0.0%	0.0%	0.0%
Liabilities to Assets Ratio	5.4%	31.1%	-83%	2.7%	3.8%	29.8%
Debt to Equity Ratio	5.7%	45.1%	-87%	2.7%	4.0%	42.5%
Combined Ratio	N/A	N/A	0%	N/A	N/A	NM
Losses Incurred Ratio	N/A	N/A	0%	N/A	N/A	NM
Loss Expenses Incurred Ratio	N/A	N/A	0%	N/A	N/A	NM
Other U/W Exp. Incurred Ratio	N/A	N/A	0%	N/A	N/A	NM
IRIS Ratio(s) Outside Usual Range	N/A	N/A	0%	N/A	N/A	#3

Reinsurers (Top 5 2024)	A.M. Best Rating	Reinsurance Class	Reins. Authorization	Gross Recovery*	Over 120 Days Overdue
Western World Insurance Co.	A	US Affiliated Pooling	Authorized	12,270	0
National Union Fire Ins Co.	A	US Aff Non-captive Non-pool	Authorized	10,320	0
Swiss Reinsurance Co. Ltd	N/A	Non-US Unaffiliated	Unauthorized	1,687	0
Swiss Reinsurance America Corp	A+	US Unaffiliated	Authorized	1,532	0
Stratford Insurance Co.	A	US Affiliated Pooling	Authorized	1,530	0



Capital & Surplus



Comments / Notes

- Effective 1/1/2025, the Co. became party to an inter-company pooling agreement. Participation is 0%.

* Data displayed in \$000

NM: The value is outside of the meaningful range for this item.