



American Federation Insurance Company

Insurer Financial Report
2025 | Annual

FEIN: 86-0812982

NAIC: 10245

A.M.Best: A

State of Domicile: Texas

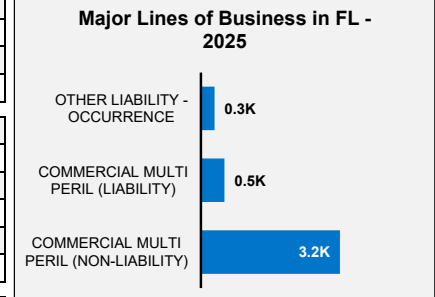
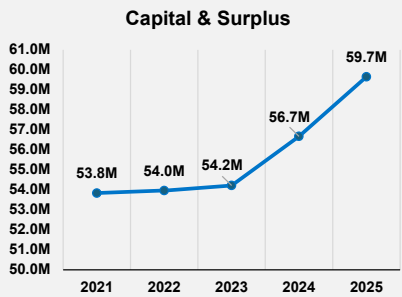

Main Office: Woodland Hills, CA

Parent: 21st Century Ins, Inc

Incorporation Date: 12/20/1995

Website: www.farmers.com

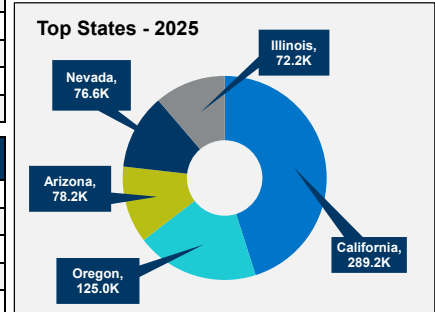
Financial Highlights	2025	2024	% Change	2023	2022	2021
Total Admitted Assets	119,586,617	100,396,769	19.1%	77,078,736	64,253,353	61,454,805
Total Liabilities	59,935,321	43,729,049	37.1%	22,864,620	10,291,665	7,616,698
Capital & Surplus	59,651,296	56,667,720	5.3%	54,214,116	53,961,688	53,838,108
Premiums and Agent's Balances	(1,053)	(18,718)	94.4%	(62,411)	(84,807)	24,440
Losses	0	0	N/A	0	0	0
Loss Adjustment Expenses	0	0	N/A	0	0	0
Underwriting Gain/Loss	0	0	N/A	0	0	0
Net Income (Loss) After Tax	2,999,854	2,440,019	22.9%	262,028	135,516	117,591
Cash Flow from Operations	(5,663,640)	4,070,307	-239.1%	8,331,772	(4,295,835)	3,504,757
Unrealized Capital Gains (Losses)	0	0	N/A	0	0	0
Gross Premium	746,464	36,780,594	-98.0%	41,675,574	27,731,149	20,564,600
Net Premium	0	0	N/A	0	0	0
Direct Premium - National	746,464	36,780,594	-98.0%	41,675,574	27,731,149	20,564,600
Direct Premium - Florida	2,092	1,315,370	-99.8%	2,464,668	365,401	2,127
PAB: % of Policyholders Surplus	0.0%	0.0%	94.7%	-0.1%	-0.2%	0.0%
Gross Premium to Surplus Ratio (IRIS #1)	1.3%	64.9%	-98.1%	76.9%	51.4%	38.2%
Net Premium to Surplus Ratio (IRIS #2)	0.0%	0.0%	N/A	0.0%	0.0%	0.0%
% of Direct Premium in Florida	0.3%	3.6%	-92.2%	5.9%	1.3%	0.0%
Liabilities to Assets Ratio	50.1%	43.6%	15.1%	29.7%	16.0%	12.4%
Debt to Equity Ratio	100.5%	77.2%	30.2%	42.2%	19.1%	14.1%
Combined Ratio	0%	0%	0.0%	0%	0%	0%
Losses Incurred Ratio	0%	0%	0.0%	0%	0%	0%
Loss Expenses Incurred Ratio	0%	0%	0.0%	0%	0%	0%
Other U/W Exp. Incurred Ratio	0%	0%	0.0%	0%	0%	0%
# of IRIS Ratios Outside Usual Range		0				



Comments / Notes

- Co is a participant in a 100% Quota Share Reinsurance agreement with Farmers Insurance Exchange.
- FL DPW decreased 99.8% YoY, while total DPW decreased 98% YoY.

Reinsurers (Top 5)	A.M. Best Rating	Reinsurance Class	Reins. Authorization	Gross Recovery*	Over 120 Days Overdue
Hannover Rück SE	N/A	Non-US Unaffiliated	Certified	53,481	0
Farmers Insurance Exchange	A	US Affil Non-captive Non-pool	Authorized	8,335	0
Factory Mutual Insurance Co.	A+	US Unaffiliated	Authorized	2,729	0
Farmers Reinsurance Co.	A	US Affil Non-captive Non-pool	Authorized	44	0



* Data displayed in \$000

NM: The value is outside of the meaningful range for this item.