



Berkley Assurance Company

Insurer Financial Report
2025 | Annual

FEIN: 59-1993236

NAIC: 39462

A.M.Best: A+

State of Domicile: Iowa

Main Office: Scottsdale, AZ

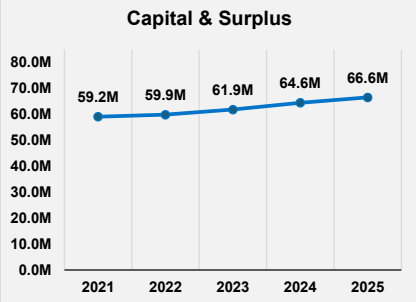
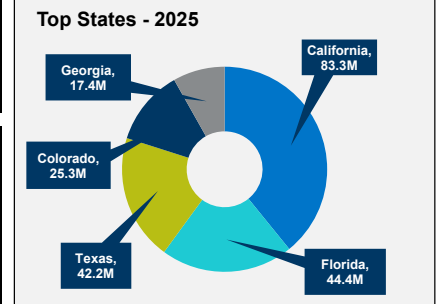
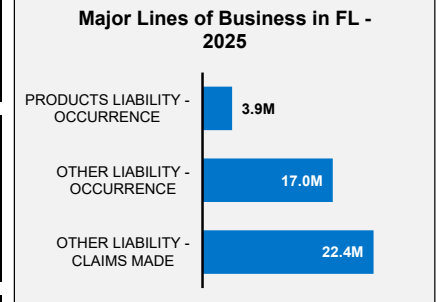
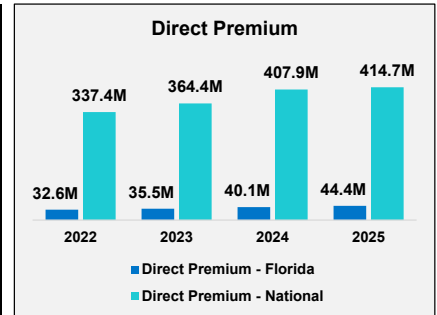
Parent: Berkley Insurance Company

Incorporation Date: 5/9/1980

Website: www.wrberkley.com

Financial Highlights	2025	2024	% Change	2023	2022	2021
Total Admitted Assets	115,183,363	110,541,289	4.2%	213,374,766	210,757,568	152,670,275
Total Liabilities	48,544,209	45,977,756	5.6%	151,443,205	150,824,287	93,461,125
Capital & Surplus	66,639,154	64,563,534	3.2%	61,931,561	59,933,282	59,209,150
Premiums and Agent's Balances	46,284,083	45,174,402	2.5%	151,165,569	150,305,666	92,520,133
Losses	0	0	NM	0	0	0
Loss Adjustment Expenses	0	0	NM	0	0	0
Underwriting Gain/Loss	0	0	NM	0	0	0
Net Income (Loss) After Tax	2,550,505	2,616,863	-2.5%	2,012,690	488,275	460,228
Cash Flow from Operations	3,120,763	2,962,684	5.3%	1,572,019	544,121	1,402,014
Unrealized Capital Gains (Losses)	0	0	NM	0	0	(215)
Gross Premium	416,154,513	412,958,501	0.8%	364,356,253	337,442,190	288,529,472
Net Premium	0	0	NM	0	0	0
Direct Premium - National	414,707,145	407,859,211	1.7%	364,356,253	337,442,190	288,529,472
Direct Premium - Florida	44,418,238	40,104,613	10.8%	35,502,277	32,552,402	28,923,475
PAB: % of Policyholders Surplus	69.5%	70.0%	-0.7%	244.1%	250.8%	156.3%
Gross Premium to Surplus Ratio (IRIS #1)	624.5%	639.6%	-2.4%	588.3%	563.0%	487.3%
Net Premium to Surplus Ratio (IRIS #2)	0.0%	0.0%	NM	0.0%	0.0%	0.0%
% of Direct Premium in Florida	10.7%	9.8%	8.9%	9.7%	9.6%	10.0%
Liabilities to Assets Ratio	42.1%	41.6%	1.3%	71.0%	71.6%	61.2%
Debt to Equity Ratio	72.8%	71.2%	2.3%	244.5%	251.7%	157.8%
Combined Ratio	0%	0%	0.0%	0%	0%	0%
Losses Incurred Ratio	0%	0%	0.0%	0%	0%	0%
Loss Expenses Incurred Ratio	0%	0%	0.0%	0%	0%	0%
Other U/W Exp. Incurred Ratio	0%	0%	0.0%	0%	0%	0%
# of IRIS Ratios Outside Usual Range		1				

Reinsurers (Top 5)	A.M. Best Rating	Reinsurance Class	Reins. Authorization	Gross Recovery*	Over 120 Days Overdue
Berkley Insurance Co.	A+	US Affiliated Pooling	Authorized	982,410	0



Comments / Notes

- PAB equal to 69.5% of Surplus.
- Co. is part of an intercompany reinsurance pooling agreement whereby 100% of the loss and loss adjustment expense reserves are ceded to parent co.

* Data displayed in \$000
NM: The value is outside of the meaningful range for this item.