

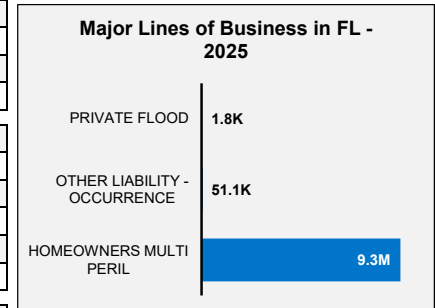
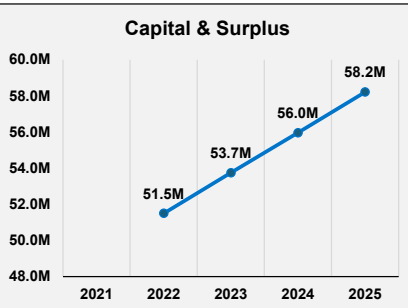
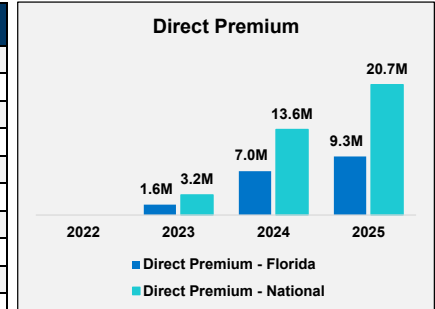


Berkley Prestige Insurance Company

Insurer Financial Report
2025 | Annual

FEIN: 92-0856139
NAIC: 17412
A.M.Best: A+
State of Domicile: Iowa
Main Office: Scottsdale, AZ
Parent: Berkley Insurance Company
Incorporation Date: 10/18/2022
Website: www.berkley.com

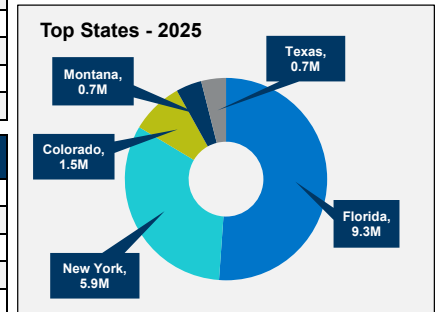
Financial Highlights	2025	2024	% Change	2023	2022	2021
Total Admitted Assets	94,924,988	73,822,019	28.6%	57,237,606	51,504,218	0
Total Liabilities	36,706,303	17,862,693	105.5%	3,490,810	886	0
Capital & Surplus	58,218,685	55,959,325	4.0%	53,746,796	51,503,332	0
Premiums and Agent's Balances	5,355,978	3,890,377	37.7%	1,285,277	0	0
Losses	0	0	N/A	0	0	0
Loss Adjustment Expenses	0	0	N/A	0	0	0
Underwriting Gain/Loss	0	0	N/A	0	0	0
Net Income (Loss) After Tax	2,283,360	2,298,558	-0.7%	2,187,063	3,332	0
Cash Flow from Operations	19,729,180	13,620,877	44.8%	3,598,661	(8,416)	0
Unrealized Capital Gains (Losses)	0	0	N/A	0	0	0
Gross Premium	20,744,457	13,617,851	52.3%	3,209,121	0	0
Net Premium	0	0	N/A	0	0	0
Direct Premium - National	20,744,457	13,617,851	52.3%	3,209,121	0	0
Direct Premium - Florida	9,324,764	6,968,923	33.8%	1,646,114	0	0
PAB: % of Policyholders Surplus	9.2%	7.0%	32.3%	2.4%	0.0%	0
Gross Premium to Surplus Ratio (IRIS #1)	35.6%	24.3%	46.4%	6.0%	0.0%	0
Net Premium to Surplus Ratio (IRIS #2)	0.0%	0.0%	N/A	0.0%	0.0%	0
% of Direct Premium in Florida	45.0%	51.2%	-12.2%	51.3%	0.0%	0
Liabilities to Assets Ratio	38.7%	24.2%	59.8%	6.1%	0.0%	0
Debt to Equity Ratio	63.0%	31.9%	97.5%	6.5%	0.0%	0
Combined Ratio	0%	0%	0.0%	0%	0%	0%
Losses Incurred Ratio	0%	0%	0.0%	0%	0%	0%
Loss Expenses Incurred Ratio	0%	0%	0.0%	0%	0%	0%
Other U/W Exp. Incurred Ratio	0%	0%	0.0%	0%	0%	0%
# of IRIS Ratios Outside Usual Range		0				



Comments / Notes

- 45% of total direct premium is written in FL.
- Co. is part of an intercompany reinsurance pooling agreement whereby 100% of the loss and loss adjustment expense reserves are ceded to parent co.

Reinsurers (Top 5)	A.M. Best Rating	Reinsurance Class	Reins. Authorization	Gross Recovery*	Over 120 Days Overdue
Berkley Insurance Co.	A+	US Affiliated Pooling	Authorized	13,280	0



* Data displayed in \$000
NM: The value is outside of the meaningful range for this item.