



# Cumis Specialty Insurance Company Inc.

## Insurer Financial Report 2025 | Annual

FEIN: 20-5548208

NAIC: 12758

A.M.Best: A

State of Domicile: Iowa

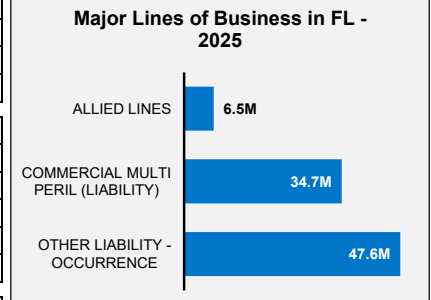
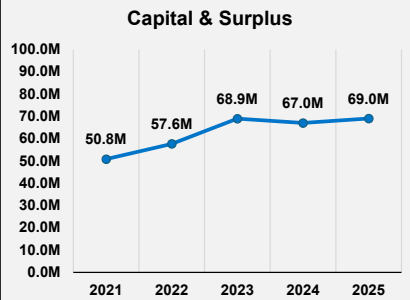
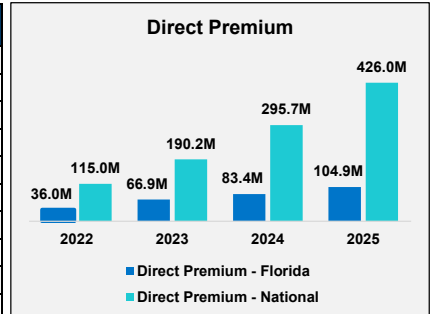
Main Office: Madison, WI

Parent: CUMIS Ins. Society, Inc

Incorporation Date: 10/5/2006

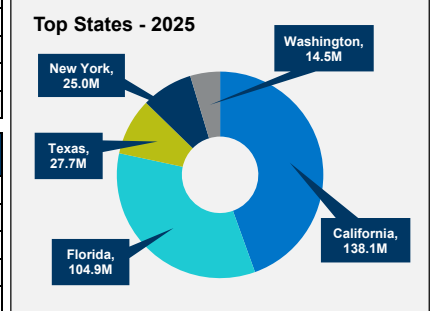
Website: www.trustage.com

Financial Highlights	2025	2024	% Change	2023	2022	2021
Total Admitted Assets	128,711,414	107,002,072	20.3%	100,597,209	71,850,712	60,717,860
Total Liabilities	59,686,749	39,968,325	49.3%	31,673,555	14,209,922	9,911,954
Capital & Surplus	69,024,665	67,033,743	3.0%	68,923,656	57,640,789	50,805,906
Premiums and Agent's Balances	56,348,439	38,185,725	47.6%	24,164,156	13,684,460	10,792,169
Losses	0	0	N/A	0	0	0
Loss Adjustment Expenses	0	0	N/A	0	0	0
Underwriting Gain/Loss	0	0	N/A	0	(2)	1,136
Net Income (Loss) After Tax	1,477,477	2,238,368	-34.0%	1,560,706	1,144,880	1,114,048
Cash Flow from Operations	(11,706,375)	(5,888,323)	-98.8%	9,669,926	6,137,846	(8,396,398)
Unrealized Capital Gains (Losses)	0	0	N/A	0	0	(5)
Gross Premium	426,043,934	295,714,820	44.1%	190,152,709	115,036,850	100,517,938
Net Premium	0	0	N/A	0	0	0
Direct Premium - National	426,043,934	295,714,820	44.1%	190,152,709	115,036,850	100,517,938
Direct Premium - Florida	104,895,645	83,431,742	25.7%	66,858,789	35,972,002	22,796,003
PAB: % of Policyholders Surplus	81.6%	57.0%	43.3%	35.1%	23.7%	21.2%
Gross Premium to Surplus Ratio (IRIS #1)	617.2%	441.1%	39.9%	275.9%	199.6%	197.8%
Net Premium to Surplus Ratio (IRIS #2)	0.0%	0.0%	N/A	0.0%	0.0%	0.0%
% of Direct Premium in Florida	24.6%	28.2%	-12.7%	35.2%	31.3%	22.7%
Liabilities to Assets Ratio	46.4%	37.4%	24.1%	31.5%	19.8%	16.3%
Debt to Equity Ratio	86.5%	59.6%	45.0%	46.0%	24.7%	19.5%
Combined Ratio	0%	0%	0.0%	0%	0%	0%
Losses Incurred Ratio	0%	0%	0.0%	0%	0%	0%
Loss Expenses Incurred Ratio	0%	0%	0.0%	0%	0%	0%
Other U/W Exp. Incurred Ratio	0%	0%	0.0%	0%	0%	0%
# of IRIS Ratios Outside Usual Range		1				



- Comments / Notes**
- Cumis Specialty cedes 100% of its premiums to parent.
  - PAB equal to 81.6% of surplus; increasing 43.3% YoY.
  - The Company received a cash capital contribution of \$5M in 2025.

Reinsurers (Top 5)	A.M. Best Rating	Reinsurance Class	Reins. Authorization	Gross Recovery*	Over 120 Days Overdue
CUMIS Insurance Society Inc.	A	US Affil Non-captive Non-pool	Authorized	637,624	0



\* Data displayed in \$000  
NM: The value is outside of the meaningful range for this item.