



Dellwood Specialty Insurance Company

F/K/A Lannisport Marine & General Ins

Insurer Financial Report 2025 | Annual

FEIN: 88-3034249

NAIC: 17332

A.M.Best: A-

State of Domicile: Arizona

Main Office: Scottsdale, AZ

Parent: Dellwood Insurance Group

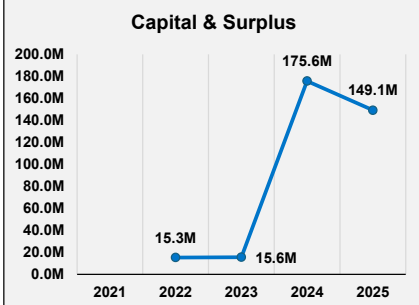
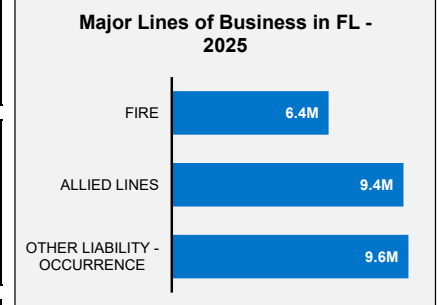
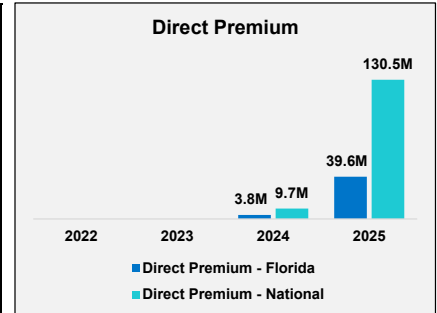
Incorporation Date: 6/7/2022

Website: www.dellwood.com

Financial Highlights	2025	2024	% Change	2023	2022	2021
Total Admitted Assets	252,112,985	187,431,697	34.5%	15,630,796	15,331,611	0
Total Liabilities	103,009,005	11,824,087	771.2%	27,955	39,951	0
Capital & Surplus	149,103,980	175,607,610	-15.1%	15,602,841	15,291,660	0
Premiums and Agent's Balances	28,653,054	4,517,287	534.3%	0	0	0
Losses	27,392,932	1,415,749	1834.9%	0	0	0
Loss Adjustment Expenses	7,549,792	68,696	NM	0	0	0
Underwriting Gain/Loss	(34,256,062)	(4,878,765)	-602.1%	(64,038)	(2,295)	0
Net Income (Loss) After Tax	(25,804,471)	4,769	NM	311,181	141,660	0
Cash Flow from Operations	39,094,723	5,379,794	626.7%	318,173	9,714	0
Unrealized Capital Gains (Losses)	0	0	NM	0	0	0
Gross Premium	143,880,671	12,690,342	1033.8%	0	0	0
Net Premium	78,065,535	8,106,462	863.0%	0	0	0
Direct Premium - National	130,466,000	9,666,795	1249.6%	0	0	0
Direct Premium - Florida	39,557,384	3,763,002	951.2%	0	0	0

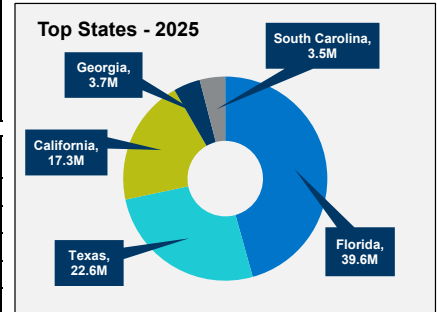
PAB: % of Policyholders Surplus	19.2%	2.6%	647.0%	0.0%	0.0%	0
Gross Premium to Surplus Ratio (IRIS #1)	96.5%	7.2%	1235.3%	0.0%	0.0%	0
Net Premium to Surplus Ratio (IRIS #2)	52.4%	4.6%	1034.2%	0.0%	0.0%	0
% of Direct Premium in Florida	30.3%	38.9%	-22.1%	0	0	0
Liabilities to Assets Ratio	40.9%	6.3%	547.7%	0.2%	0.3%	0
Debt to Equity Ratio	69.1%	6.7%	926.0%	0.2%	0.3%	0
Combined Ratio	177%	NM	0.0%	0%	0%	0%
Losses Incurred Ratio	70%	NM	0.0%	0%	0%	0%
Loss Expenses Incurred Ratio	20%	NM	0.0%	0%	0%	0%
Other U/W Exp. Incurred Ratio	87%	NM	0.0%	0%	0%	0%
# of IRIS Ratios Outside Usual Range		2				

Reinsurers (Top 5)	A.M. Best Rating	Reinsurance Class	Reins. Authorization	Gross Recovery*	Over 120 Days Overdue



Comments / Notes

- 30.3% of premium is written in FL.



* Data displayed in \$000

NM: The value is outside of the meaningful range for this item.