



Gemini Insurance Company

Insurer Financial Report 2025 | Annual

FEIN: 22-3410959

NAIC: 10833

A.M.Best: A+

State of Domicile: Delaware

Main Office: Scottsdale, AZ

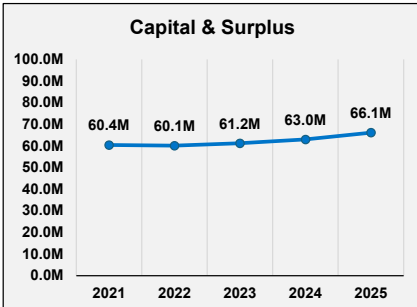
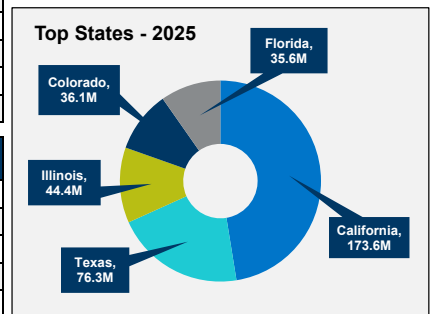
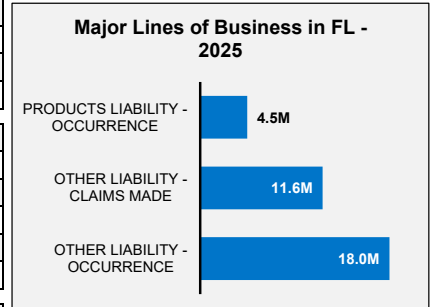
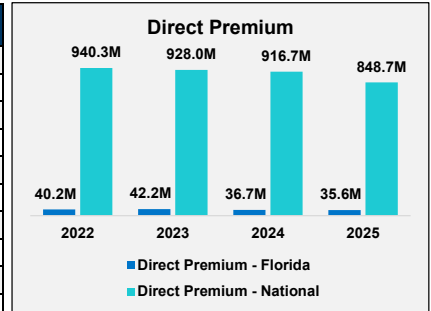
Parent: Berkley Insurance Company

Incorporation Date: 11/9/1995

Website: www.wrbkley.com

Financial Highlights	2025	2024	% Change	2023	2022	2021
Total Admitted Assets	147,991,091	156,423,592	-5.4%	159,329,996	155,014,291	143,650,976
Total Liabilities	81,845,445	93,432,978	-12.4%	98,106,282	94,916,415	83,237,200
Capital & Surplus	66,145,646	62,990,614	5.0%	61,223,713	60,097,876	60,413,776
Premiums and Agent's Balances	55,314,120	61,986,587	-10.8%	73,621,381	73,529,274	69,296,253
Losses	0	0	N/A	0	0	0
Loss Adjustment Expenses	0	0	N/A	0	0	0
Underwriting Gain/Loss	0	0	N/A	0	0	0
Net Income (Loss) After Tax	2,827,206	2,777,036	1.8%	2,244,492	694,826	392,241
Cash Flow from Operations	2,457,332	2,703,168	-9.1%	2,294,563	1,111,356	931,658
Unrealized Capital Gains (Losses)	(59,161)	36,189	-263.5%	22,973	0	0
Gross Premium	849,440,863	916,815,394	-7.3%	928,023,214	940,302,924	882,066,051
Net Premium	0	0	N/A	0	0	0
Direct Premium - National	848,662,579	916,694,135	-7.4%	928,023,214	940,302,924	882,066,051
Direct Premium - Florida	35,589,118	36,693,072	-3.0%	42,220,257	40,242,906	43,320,572
PAB: % of Policyholders Surplus	83.6%	98.4%	-15.0%	120.2%	122.3%	114.7%
Gross Premium to Surplus Ratio (IRIS #1)	1284.2%	1455.5%	-11.8%	1515.8%	1564.6%	1460.0%
Net Premium to Surplus Ratio (IRIS #2)	0.0%	0.0%	N/A	0.0%	0.0%	0.0%
% of Direct Premium in Florida	4.2%	4.0%	4.8%	4.5%	4.3%	4.9%
Liabilities to Assets Ratio	55.3%	59.7%	-7.4%	61.6%	61.2%	57.9%
Debt to Equity Ratio	123.7%	148.3%	-16.6%	160.2%	157.9%	137.8%
Combined Ratio	0	0%	0.0%	0%	0%	0%
Losses Incurred Ratio	0	0%	0.0%	0%	0%	0%
Loss Expenses Incurred Ratio	0	0%	0.0%	0%	0%	0%
Other U/W Exp. Incurred Ratio	0	0%	0.0%	0%	0%	0%
# of IRIS Ratios Outside Usual Range		3				

Reinsurers (Top 5)	A.M. Best Rating	Reinsurance Class	Reins. Authorization	Gross Recovery*	Over 120 Days Overdue
Berkley Insurance Co.	A+	US Affiliated Pooling	Authorized	2,815,211	0
Partner Reinsurance Europe SE	N/A	Non-US Unaffiliated	Unauthorized	-	0



Comments / Notes

- Co cedes 100% of premiums to Berkley Ins. Co as part of an intercompany reinsurance pooling agreement.
- PAB is equal to 83.6% of surplus.

* Data displayed in \$000
 NM: The value is outside of the meaningful range for this item.