

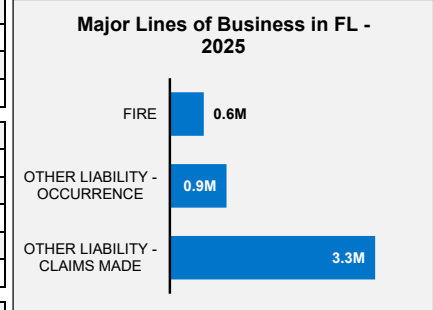
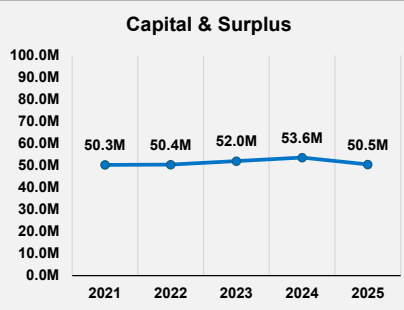
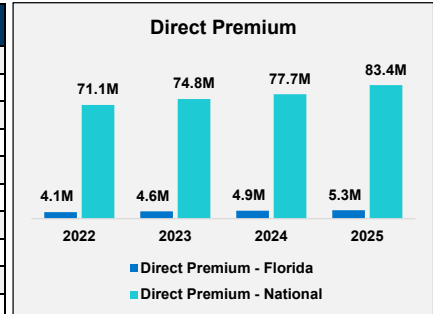


Great American Fidelity Insurance Company

Insurer Financial Report
2025 | Annual

FEIN: 31-1036473
NAIC: 41858
A.M.Best: A+
State of Domicile: Ohio
Main Office: Cincinnati, OH
Parent: Great American Ins Co
Incorporation Date: 1/12/1982
Website: greatamericaninsurance.com

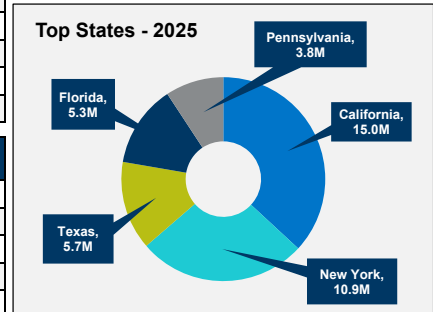
Financial Highlights	2025	2024	% Change	2023	2022	2021
Total Admitted Assets	50,546,073	53,673,895	-5.8%	52,000,775	50,419,379	50,319,193
Total Liabilities	40,879	42,359	-3.5%	28,971	29,216	9,600
Capital & Surplus	50,505,194	53,631,537	-5.8%	51,971,803	50,390,163	50,309,593
Premiums and Agent's Balances	0	0	N/A	0	0	0
Losses	0	0	N/A	0	0	0
Loss Adjustment Expenses	0	0	N/A	0	0	0
Underwriting Gain/Loss	0	0	N/A	0	0	0
Net Income (Loss) After Tax	1,870,777	1,669,245	12.1%	1,604,023	1,086,168	835,980
Cash Flow from Operations	1,830,742	1,706,542	7.3%	1,492,010	1,171,527	1,030,309
Unrealized Capital Gains (Losses)	0	0	N/A	0	0	0
Gross Premium	83,414,575	77,747,190	7.3%	74,791,254	71,079,741	51,789,284
Net Premium	0	0	N/A	0	0	0
Direct Premium - National	83,414,575	77,747,190	7.3%	74,791,254	71,079,741	51,789,284
Direct Premium - Florida	5,273,881	4,921,279	7.2%	4,612,208	4,112,094	3,292,263
PAB: % of Policyholders Surplus	0.0%	0.0%	N/A	0.0%	0.0%	0.0%
Gross Premium to Surplus Ratio (IRIS #1)	165.2%	145.0%	13.9%	143.9%	141.1%	102.9%
Net Premium to Surplus Ratio (IRIS #2)	0.0%	0.0%	N/A	0.0%	0.0%	0.0%
% of Direct Premium in Florida	6.3%	6.3%	-0.1%	6.2%	5.8%	6.4%
Liabilities to Assets Ratio	0.1%	0.1%	2.5%	0.1%	0.1%	0.0%
Debt to Equity Ratio	0.1%	0.1%	2.5%	0.1%	0.1%	0.0%
Combined Ratio	0%	0%	0.0%	0%	0%	0%
Losses Incurred Ratio	0%	0%	0.0%	0%	0%	0%
Loss Expenses Incurred Ratio	0%	0%	0.0%	0%	0%	0%
Other U/W Exp. Incurred Ratio	0%	0%	0.0%	0%	0%	0%
# of IRIS Ratios Outside Usual Range						



Comments / Notes

- Co and certain affiliates maintain a reinsurance pooling agreement with parent, Great American Ins Co. Participation % is zero.
- On 12/19/2025, the Co. paid a \$5M ordinary dividend to its parent.

Reinsurers (Top 5)	A.M. Best Rating	Reinsurance Class	Reins. Authorization	Gross Recovery*	Over 120 Days Overdue
Great American Insurance Co.	A+	US Affiliated Pooling	Authorized	116,073	0



* Data displayed in \$000
NM: The value is outside of the meaningful range for this item.