

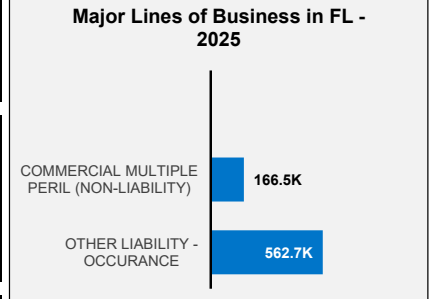
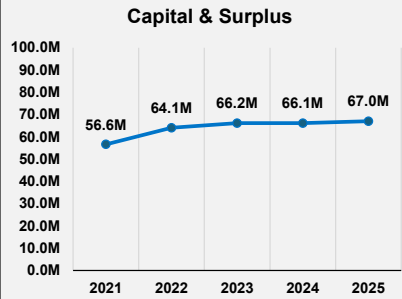
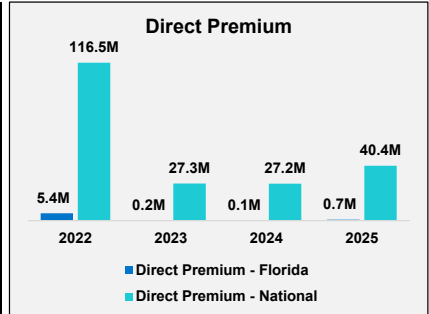


HSB Specialty Insurance Company

Insurer Financial Report 2025 | Annual

FEIN: 45-5518320
 NAIC: 14438
 A.M.Best: A++
 State of Domicile: Connecticut
 Main Office: Hartford, CT
 Parent: HSBIIIC
 Incorporation Date: 6/11/2012
 Website: www.hsb.com

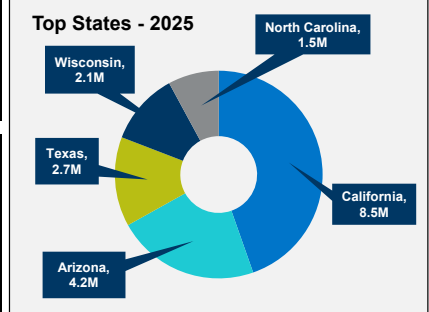
Financial Highlights	2025	2024	% Change	2023	2022	2021
Total Admitted Assets	72,917,409	69,429,805	5.0%	68,219,190	69,707,472	74,812,320
Total Liabilities	5,901,562	3,329,416	77.3%	2,064,473	5,642,436	18,192,032
Capital & Surplus	67,015,847	66,100,389	1.4%	66,154,717	64,065,036	56,620,288
Premiums and Agent's Balances	3,764,767	2,160,204	74.3%	1,846,124	2,079,372	9,340,614
Losses	0	0	N/A	0	0	0
Loss Adjustment Expenses	0	0	N/A	0	0	0
Underwriting Gain/Loss	(494,278)	(811,442)	39.1%	809,973	10,017,549	5,732,068
Net Income (Loss) After Tax	1,039,644	603,778	72.2%	1,746,852	9,357,620	3,828,104
Cash Flow from Operations	1,746,504	303,044	476.3%	834,465	10,302,734	6,910,824
Unrealized Capital Gains (Losses)	0	0	N/A	0	0	0
Gross Premium	40,409,936	27,242,333	48.3%	27,348,459	116,455,288	116,722,434
Net Premium	0	0	N/A	0	0	0
Direct Premium - National	40,409,936	27,242,333	48.3%	27,348,459	116,455,288	116,722,434
Direct Premium - Florida	729,166	69,490	949.3%	192,657	5,418,070	4,664,515
PAB: % of Policyholders Surplus	5.6%	3.3%	71.9%	2.8%	3.2%	16.5%
Gross Premium to Surplus Ratio (IRIS #1)	60.3%	41.2%	46.3%	41.3%	181.8%	206.1%
Net Premium to Surplus Ratio (IRIS #2)	0.0%	0.0%	N/A	0.0%	0.0%	0.0%
% of Direct Premium in Florida	1.8%	0.3%	607.4%	0.7%	4.7%	4.0%
Liabilities to Assets Ratio	8.1%	4.8%	68.8%	3.0%	8.1%	24.3%
Debt to Equity Ratio	8.8%	5.0%	74.8%	3.1%	8.8%	32.1%
Combined Ratio	0%	0%	0.0%	0%	0%	0%
Losses Incurred Ratio	0%	0%	0.0%	0%	0%	0%
Loss Expenses Incurred Ratio	0%	0%	0.0%	0%	0%	0%
Other U/W Exp. Incurred Ratio	0%	0%	0.0%	0%	0%	0%
# of IRIS Ratios Outside Usual Range	0	0				



Comments / Notes

- Co cedes 100% of premiums, losses and allocated loss adjustment expenses to HSBIIIC.

Reinsurers (Top 5)	A.M. Best Rating	Reinsurance Class	Reins. Authorization	Gross Recovery*	Over 120 Days Overdue
Hartford Steam Boiler Inspection	A++	US Affil Non-captive Non-pool	Authorized	39,436	0



* Data displayed in \$000
 NM: The value is outside of the meaningful range for this item.