

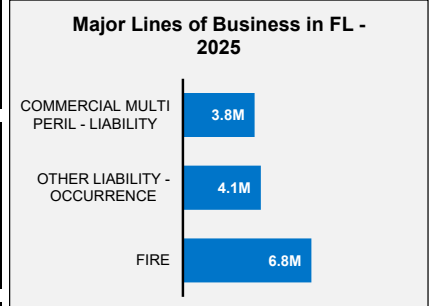
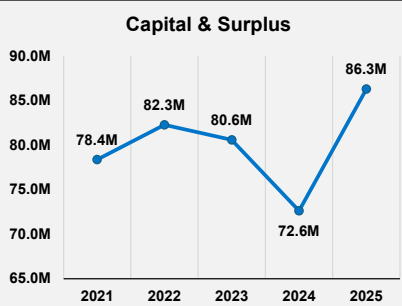
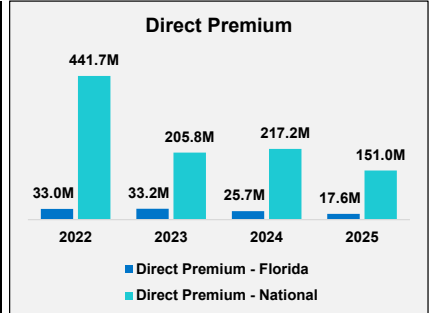


Interstate Fire & Casualty Company

Insurer Financial Report
2025 | Annual

FEIN: 36-2259886
NAIC: 22829
A.M.Best: A+
State of Domicile: Illinois
Main Office: Chicago, IL
Parent: Fireman's Fund Ins Co
Incorporation Date: 10/31/1950
Website: commercial.allianz.com

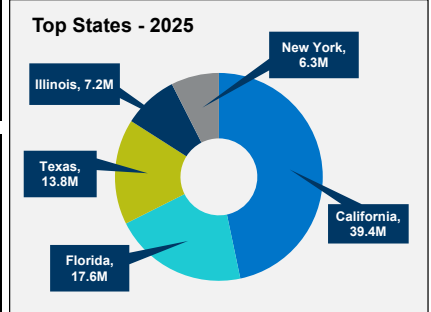
Financial Highlights	2025	2024	% Change	2023	2022	2021
Total Admitted Assets	217,620,949	251,756,328	-13.6%	256,574,972	295,140,410	371,146,599
Total Liabilities	131,342,135	179,148,852	-26.7%	176,003,185	212,878,567	292,778,972
Capital & Surplus	86,278,814	72,607,476	18.8%	80,571,787	82,261,843	78,367,627
Premiums and Agent's Balances	0	0	NM	0	0	0
Losses	0	0	NM	0	0	0
Loss Adjustment Expenses	0	0	NM	0	0	0
Underwriting Gain/Loss	0	0	NM	0	0	0
Net Income (Loss) After Tax	2,049,847	1,689,111	21.4%	1,948,213	1,806,303	3,227,496
Cash Flow from Operations	2,454,594	1,895,101	29.5%	1,845,195	2,144,809	1,626,282
Unrealized Capital Gains (Losses)	189,460	19,138	890.0%	(329,260)	(398,900)	(659,164)
Gross Premium	152,962,615	214,259,862	-28.6%	212,446,858	466,094,166	646,010,674
Net Premium	0	0	NM	0	0	0
Direct Premium - National	150,961,390	217,151,897	-30.5%	205,756,094	441,675,816	600,516,208
Direct Premium - Florida	17,646,052	25,693,599	-31.3%	33,206,713	33,021,140	50,398,854
PAB: % of Policyholders Surplus	0.0%	0.0%	NM	0.0%	0.0%	0.0%
Gross Premium to Surplus Ratio (IRIS #1)	177.3%	295.1%	-39.9%	263.7%	566.6%	824.3%
Net Premium to Surplus Ratio (IRIS #2)	0.0%	0.0%	NM	0.0%	0.0%	0.0%
% of Direct Premium in Florida	11.7%	11.8%	-1.2%	16.1%	7.5%	8.4%
Liabilities to Assets Ratio	60.4%	71.2%	-15.2%	68.6%	72.1%	78.9%
Debt to Equity Ratio	152.2%	246.7%	-38.3%	218.4%	258.8%	373.6%
Combined Ratio	0%	0%	0.0%	0%	0%	0%
Losses Incurred Ratio	0%	0%	0.0%	0%	0%	0%
Loss Expenses Incurred Ratio	0%	0%	0.0%	0%	0%	0%
Other U/W Exp. Incurred Ratio	0%	0%	0.0%	0%	0%	0%
# of IRIS Ratios Outside Usual Range		3				



Comments / Notes

- Co cedes 100% of its premiums to its parent under the company's pooling agreement. Participation is 0%.
- FL DPW decreased 31.3% YoY.

Reinsurers (Top 5)	A.M. Best Rating	Reinsurance Class	Reins. Authorization	Gross Recovery*	Over 120 Days Overdue
Fireman's Fund Insurance Co.	A+	US Affiliated Pooling	Authorized	706,699	0
Allianz Re America Inc.	N/A	US Affil Non-captive Non-pool	Authorized	256,743	0
Allianz Risk Transfer (Bermuda)	A+	Non-US Affiliated Non-captive	Unauthorized	87,410	487
Day One Insurance Inc.	N/A	US Unaffiliated	Unauthorized	42,411	0
Münchener Rückversicherungs-Ge	N/A	Non-US Unaffiliated	Unauthorized	25,534	0



* Data displayed in \$000
NM: The value is outside of the meaningful range for this item.