



Orion 180 Insurance Company

Insurer Financial Report 2025 | Annual

FEIN: 87-3650715

NAIC: 17320

A.M.Best: A

State of Domicile: Indiana

Main Office: Melbourne, FL

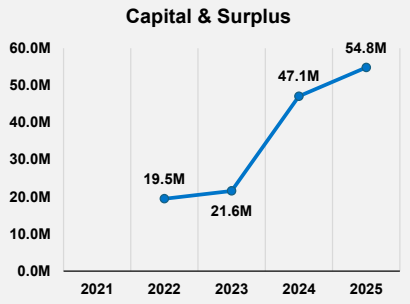
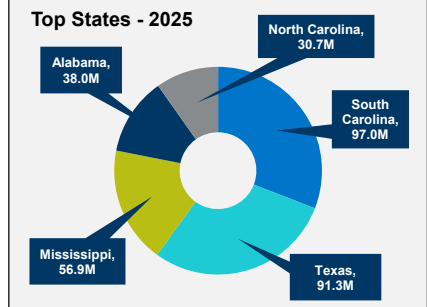
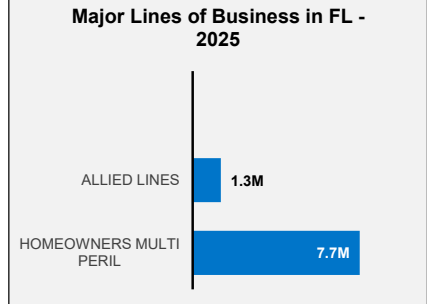
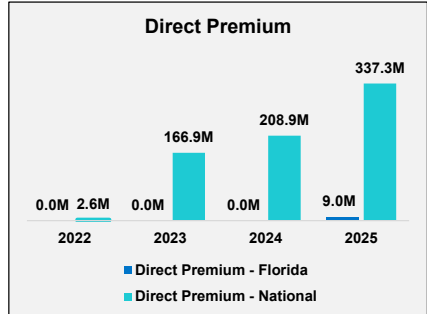
Parent: Orion 180 Group Inc

Incorporation Date: 6/16/2022

Website: www.orion180.com

Financial Highlights	2025	2024	% Change	2023	2022	2021
Total Admitted Assets	137,582,077	109,106,277	26.1%	54,841,548	22,813,182	0
Total Liabilities	82,744,307	62,011,916	33.4%	33,231,574	3,317,129	0
Capital & Surplus	54,837,770	47,094,360	16.4%	21,609,974	19,496,053	0
Premiums and Agent's Balances	21,713,826	4,991,843	335.0%	7,140,480	1,903,591	0
Losses	2,998,248	4,936,345	-39.3%	2,794,253	51,674	0
Loss Adjustment Expenses	202,945	307,821	-34.1%	364,393	17,106	0
Underwriting Gain/Loss	(177,661)	(10,969,028)	98.4%	(26,507,689)	(885,131)	0
Net Income (Loss) After Tax	3,373,460	(5,754,941)	158.6%	(19,272,345)	(806,632)	0
Cash Flow from Operations	(1,524,767)	16,078,845	-109.5%	(9,346,233)	(77,121)	0
Unrealized Capital Gains (Losses)	0	0	N/A	0	0	0
Gross Premium	337,291,223	210,862,592	60.0%	166,914,089	2,630,873	0
Net Premium	39,338,350	7,935,864	395.7%	10,808,787	2,630,873	0
Direct Premium - National	337,291,223	208,866,496	61.5%	166,914,089	2,630,873	0
Direct Premium - Florida	9,024,937	0	N/A	0	0	0
PAB: % of Policyholders Surplus	39.6%	10.6%	273.6%	33.0%	9.8%	0
Gross Premium to Surplus Ratio (IRIS #1)	615.1%	447.7%	37.4%	772.4%	13.5%	0
Net Premium to Surplus Ratio (IRIS #2)	71.7%	16.9%	325.7%	50.0%	13.5%	0
% of Direct Premium in Florida	2.7%	0.0%	N/A	0.0%	0.0%	0
Liabilities to Assets Ratio	60.1%	56.8%	5.8%	60.6%	14.5%	0
Debt to Equity Ratio	150.9%	131.7%	14.6%	153.8%	17.0%	0
Combined Ratio	101%	125%	-19.4%	NM	NM	0%
Losses Incurred Ratio	31%	65%	-52.2%	81%	58%	0%
Loss Expenses Incurred Ratio	5%	23%	-78.6%	9%	19%	0%
Other U/W Exp. Incurred Ratio	65%	37%	75.2%	NM	NM	0%
# of IRIS Ratios Outside Usual Range						

Reinsurers (Top 5)	A.M. Best Rating	Reinsurance Class	Reins. Authorization	Gross Recovery*	Over 120 Days Overdue
Arch Reinsurance Ltd.	A+	Non-US Unaffiliated	Recip Jurisdict	55,816	0
SCOR Reinsurance Co.	A	US Unaffiliated	Authorized	23,150	0
Elementum Re Ltd.	N/A	Non-US Unaffiliated	Unauthorized	17,684	0
Harco National Insurance Co.	A-	US Unaffiliated	Authorized	16,644	0
Lloyd's Syndicate - 1985	N/A	Non-US Unaffiliated	Authorized	16,341	0



Comments / Notes

- The Co. received \$5M in paid-in capital contribution to maintain adequate surplus as it continues to expand its business.

* Data displayed in \$000
NM: The value is outside of the meaningful range for this item.