

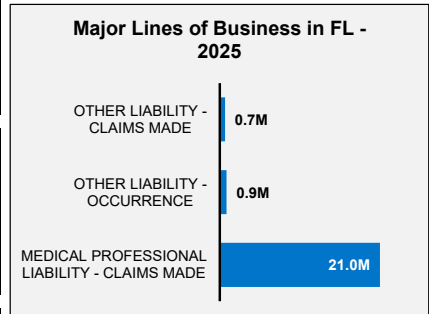
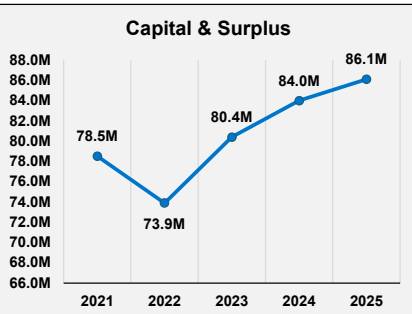



# Professional Security Insurance Company

Insurer Financial Report  
2025 | Annual

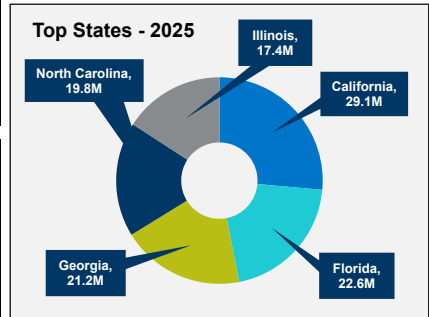
FEIN: 20-0116462  
NAIC: 11811  
A.M.Best: A  
State of Domicile: Arizona  
Main Office: Atlanta, GA  
Parent: MAG Mutual Ins. Co.  
Incorporation Date: 7/15/2003  
Website: www.magmutual.com

Financial Highlights	2025	2024	% Change	2023	2022	2021
Total Admitted Assets	221,697,880	179,502,623	23.5%	149,893,362	124,566,070	134,598,500
Total Liabilities	135,569,595	95,489,518	42.0%	69,476,375	50,667,210	56,069,069
Capital & Surplus	86,128,286	84,013,105	2.5%	80,416,987	73,898,860	78,529,431
Premiums and Agent's Balances	23,913,532	17,302,022	38.2%	14,377,271	4,010,547	10,769,799
Losses	0	0	NM	0	0	0
Loss Adjustment Expenses	0	0	NM	0	0	0
Underwriting Gain/Loss	4,071,080	2,760,356	47.5%	10,214,761	4,532,660	5,921,693
Net Income (Loss) After Tax	2,385,956	7,734,325	-69.2%	1,592,966	766,535	2,188,754
Cash Flow from Operations	16,619,427	12,062,956	37.8%	(3,501,084)	(182,114)	2,058,606
Unrealized Capital Gains (Losses)	9,554	(3,778,010)	100.3%	2,004,872	(2,749,803)	1,401,691
Gross Premium	259,798,576	194,299,499	33.7%	156,610,367	134,868,535	104,511,715
Net Premium	0	0	NM	0	0	0
Direct Premium - National	259,798,576	194,299,499	33.7%	156,610,367	134,868,535	104,511,715
Direct Premium - Florida	22,585,416	22,811,540	-1.0%	10,560,312	12,215,005	8,648,423
PAB: % of Policyholders Surplus	27.8%	20.6%	34.8%	17.9%	5.4%	13.7%
Gross Premium to Surplus Ratio (IRIS #1)	301.6%	231.3%	30.4%	194.7%	182.5%	133.1%
Net Premium to Surplus Ratio (IRIS #2)	0.0%	0.0%	NM	0.0%	0.0%	0.0%
% of Direct Premium in Florida	8.7%	11.7%	-26.0%	6.7%	9.1%	8.3%
Liabilities to Assets Ratio	61.2%	53.2%	15.0%	46.4%	40.7%	41.7%
Debt to Equity Ratio	157.4%	113.7%	38.5%	86.4%	68.6%	71.4%
Combined Ratio	0%	0%	0.0%	0%	0%	0%
Losses Incurred Ratio	0%	0%	0.0%	0%	0%	0%
Loss Expenses Incurred Ratio	0%	0%	0.0%	0%	0%	0%
Other U/W Exp. Incurred Ratio	0%	0%	0.0%	0%	0%	0%
# of IRIS Ratios Outside Usual Range		0				
Reinsurers (Top 5)	A.M. Best Rating	Reinsurance Class	Reins. Authorization	Gross Recovery*	Over 120 Days Overdue	
MAG Mutual Insurance Co.	A	US Affiliated Pooling	Authorized	584,578	0	



**Comments / Notes**

- Co. is party to an intercompany pooling agreement. The Company's underwriting results are pooled 100% with its Parent. Participation is 0%.



\* Data displayed in \$000  
NM: The value is outside of the meaningful range for this item.