



SiriusPoint Specialty Insurance Corporation

Insurer Financial Report 2025 | Annual

FEIN: 85-2094945

NAIC: 16820

A.M.Best: A

State of Domicile: New Hampshire

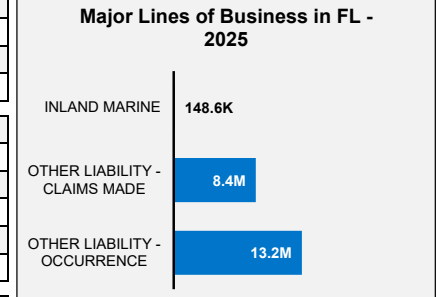
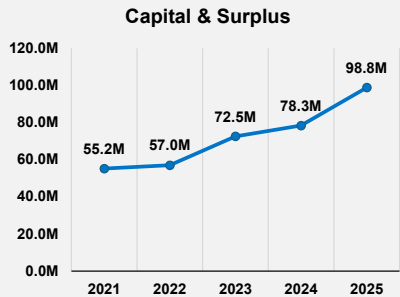
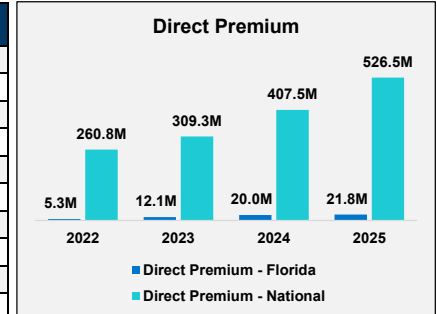
Main Office: New York, NY

Parent: SiriusPoint Ltd.

Incorporation Date: 7/20/2020

Website: www.siriuspt.com

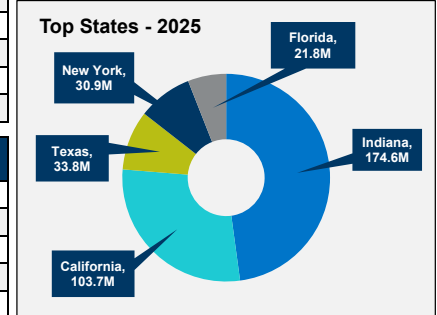
Financial Highlights	2025	2024	% Change	2023	2022	2021
Total Admitted Assets	322,589,812	302,193,400	6.7%	231,723,510	181,550,099	99,670,072
Total Liabilities	223,764,145	223,880,488	-0.1%	159,188,831	124,534,214	44,478,730
Capital & Surplus	98,825,666	78,312,912	26.2%	72,534,679	57,015,885	55,191,342
Premiums and Agent's Balances	0	0	NM	0	5,355,222	0
Losses	0	71,685,959	-100.0%	51,236,412	23,579,003	7,214,601
Loss Adjustment Expenses	6,291,211	9,116,175	-31.0%	5,106,387	2,055,516	585,904
Underwriting Gain/Loss	18,812,349	(621,062)	3129.1%	7,522,471	(9,897,357)	(7,361,372)
Net Income (Loss) After Tax	28,157,232	3,755,929	649.7%	15,030,176	(8,121,918)	(7,055,262)
Cash Flow from Operations	50,485,215	63,507,099	-20.5%	17,167,675	33,088,112	12,932,185
Unrealized Capital Gains (Losses)	0	0	NM	0	0	0
Gross Premium	526,468,995	407,502,228	29.2%	309,315,535	260,848,275	96,190,637
Net Premium	(48,784,056)	143,058,171	-134.1%	97,762,377	118,793,651	51,813,576
Direct Premium - National	526,468,995	407,502,228	29.2%	309,315,535	260,848,275	96,190,634
Direct Premium - Florida	21,755,003	19,962,205	9.0%	12,110,737	5,295,611	0
PAB: % of Policyholders Surplus	0.0%	0.0%	NM	0.0%	9.4%	0.0%
Gross Premium to Surplus Ratio (IRIS #1)	532.7%	520.4%	2.4%	426.4%	457.5%	174.3%
Net Premium to Surplus Ratio (IRIS #2)	-49.4%	182.7%	-127.0%	134.8%	208.4%	93.9%
% of Direct Premium in Florida	4.1%	4.9%	-15.6%	3.9%	2.0%	0.0%
Liabilities to Assets Ratio	69.4%	74.1%	-6.4%	68.7%	68.6%	44.6%
Debt to Equity Ratio	226.4%	285.9%	-20.8%	219.5%	218.4%	80.6%
Combined Ratio	49%	101%	-51.2%	93%	113%	128%
Losses Incurred Ratio	43%	50%	-13.6%	50%	40%	36%
Loss Expenses Incurred Ratio	25%	5%	403.8%	4%	3%	3%
Other U/W Exp. Incurred Ratio	-19%	46%	-141.5%	39%	70%	89%
# of IRIS Ratios Outside Usual Range	4	2				



Comments / Notes

- Debt/Equity ratio appears high.
- Capital & Surplus increased 26.2% YoY.
- A.M. Best upgraded the financial strength rating to A from A- on 4/16/2026.

Reinsurers (Top 5)	A.M. Best Rating	Reinsurance Class	Reins. Authorization	Gross Recovery*	Over 120 Days Overdue
SiriusPoint America Ins Co.	A	US Affil Non-captive Non-pool	Authorized	466,165	0
StarStone Specialty Ins Co.	A	US Unaffiliated	Authorized	76,980	0
Renaissance Re U.S. Inc.	A+	US Unaffiliated	Authorized	30,438	0
Transatlantic Reinsurance Co.	A++	US Unaffiliated	Authorized	18,483	0
Accident Fund Ins Co. Am	A	US Unaffiliated	Authorized	17,497	0



* Data displayed in \$000

NM: The value is outside of the meaningful range for this item.