




AIG Specialty Insurance Company

Insurer Financial Report
2024 | Quarter 2

FEIN: 02-030908
NAIC#: 26883
A.M. Best Rating: A
State of Domicile: Illinois
Location of Main Office: New York, NY
Parent: AIG Property Casualty US, Inc
Incorporation Date: 2/5/1973
Website: www.aig.com

CAPITAL & SURPLUS

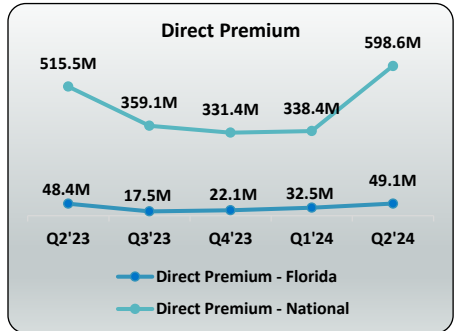


Comments / Notes

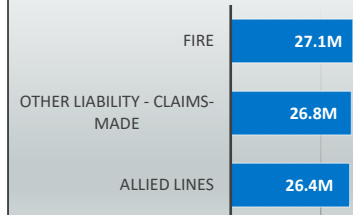
- Co. is party to an intercompany reinsurance pooling agreement. Participation is currently 0%.
- Debt to Equity ratio appears high.

Financial Highlights	Q2 2024	Q2 2023	% Change	Q1 2024	2023	2022
Total Admitted Assets	194,094,949	129,905,135	49%	243,886,952	259,702,179	125,073,782
Total Liabilities	134,500,920	77,358,514	74%	185,792,953	204,546,756	74,577,487
Capital & Surplus	59,594,029	52,546,621	13%	58,093,999	55,155,423	50,496,295
Premiums and Agent's Balances	0	0	0%	0	0	0
Losses	0	0	0%	0	0	0
Loss Adjustment Expenses	0	0	0%	0	0	0
Underwriting Gain/Loss	0	0	0%	0	0	0
Net Income (Loss) After Tax	3,754,093	788,507	376%	2,561,621	2,567,762	(6,689,870)
Cash Flow from Operations	3,181,909	893,397	256%	3,491,759	1,737,295	(1,588,752)
Unrealized Capital Gains (Losses)	0	0	0%	0	0	0
Gross Premium	843,372,522	770,014,183	10%	417,950,759	1,528,848,873	1,453,823,792
Net Premium	0	0	0%	0	0	0
Direct Premium - National	937,024,670	836,223,060	12%	338,384,453	1,526,754,952	1,452,299,787
Direct Premium - Florida	81,664,609	75,519,918	8%	32,540,700	115,115,939	103,130,709
PAB: % of Policyholders Surplus	0.0%	0.0%	0.0%	0.0%	0.0%	0.0%
Gross Premium to Surplus Ratio	14.15	14.65	-3.4%	7.19	27.72	28.79
Net Premium to Surplus Ratio	0.00	0.00	0.0%	0.00	0.00	0.00
% of Direct Premium in Florida	8.7%	9.0%	-3.5%	9.6%	7.5%	7.1%
Liabilities to Assets Ratio	0.69	0.60	16.4%	0.76	0.79	0.60
Debt to Equity Ratio	2.26	1.47	53.3%	3.20	3.71	1.48
Combined Ratio	N/A	N/A	0.0%	N/A	0%	0%
Losses Incurred Ratio	N/A	N/A	0.0%	N/A	0%	0%
Loss Expenses Incurred Ratio	N/A	N/A	0.0%	N/A	0%	0%
Other U/W Expenses Incurred Ratio	N/A	N/A	0.0%	N/A	0%	0%

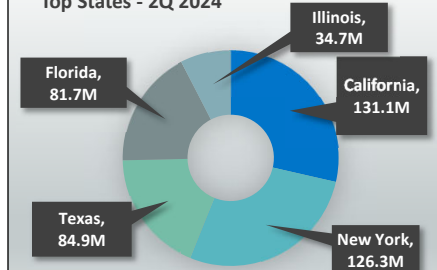
Reinsurers (Top 5)	Reinsurance Class	Reins. Authorization	Gross Recovery*	Over 120 Days Overdue
National Union Fire Ins Co	US Affiliated Pooling	Authorized	4,352,880	0



Major Lines of Business in FL - 2023



Top States - 2Q 2024



* Data displayed in \$000