

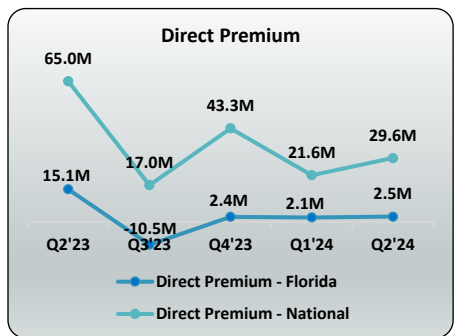


# Allianz Underwriters Insurance Company

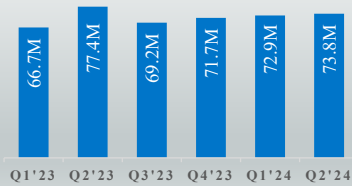
Insurer Financial Report  
2024 | Quarter 2

FEIN: 95-3323939  
NAIC#: 36420  
A.M. Best Rating: A+  
State of Domicile: Illinois  
Location of Main Office: Chicago, IL  
Parent: Allianz Global Risks US Ins Co.  
Incorporation Date: 6/21/1978  
Website: www.agcs.allianz.com

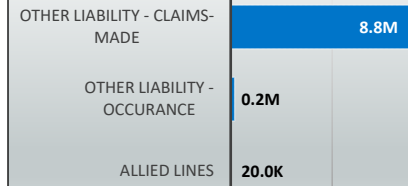
Financial Highlights	Q2 2024	Q2 2023	% Change	Q1 2024	2023	2022
Total Admitted Assets	194,651,229	184,190,702	6%	170,698,156	174,447,006	140,165,172
Total Liabilities	120,807,063	106,741,037	13%	97,778,735	102,774,968	73,516,941
Capital & Surplus	73,844,166	77,449,665	-5%	72,919,421	71,672,038	66,648,231
Premiums and Agent's Balances	0	0	0%	0	0	0
Losses	0	0	0%	0	0	0
Loss Adjustment Expenses	0	0	0%	0	0	0
Underwriting Gain/Loss	0	0	0%	0	0	0
Net Income (Loss) After Tax	2,185,363	13,563,309	-84%	1,259,852	4,621,274	3,199,214
Cash Flow from Operations	1,294,703	12,774,420	-90%	2,116,877	4,051,980	1,799,426
Unrealized Capital Gains (Losses)	2,795	(216,056)	-101%	3,435	(82,986)	(997,709)
Gross Premium	59,058,305	111,571,905	-47%	22,370,496	224,431,553	132,355,078
Net Premium	0	0	0%	0	0	0
Direct Premium - National	51,184,350	161,893,545	-68%	21,606,767	222,202,511	131,739,209
Direct Premium - Florida	4,633,799	17,042,752	-73%	2,099,506	8,986,040	9,744,703



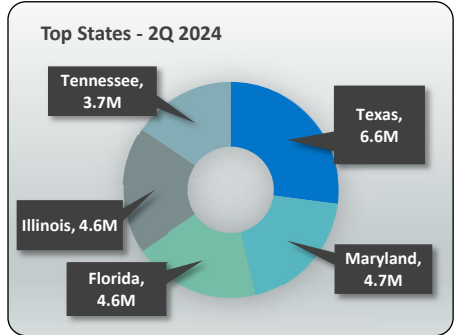
## CAPITAL & SURPLUS



## Major Lines of Business in FL - 2023



PAB: % of Policyholders Surplus	0.0%	0.0%	0.0%	0.0%	0.0%	0.0%
Gross Premium to Surplus Ratio	0.80	1.44	-44.5%	0.31	3.13	1.99
Net Premium to Surplus Ratio	0.00	0.00	0.0%	0.00	0.00	0.00
% of Direct Premium in Florida	9.1%	10.5%	-14.0%	9.7%	4.0%	7.4%
Liabilities to Assets Ratio	0.62	0.58	7.1%	0.57	0.59	0.52
Debt to Equity Ratio	1.64	1.38	18.7%	1.34	1.43	1.10
Combined Ratio	N/A	N/A	0.0%	N/A	0%	0%
Losses Incurred Ratio	N/A	N/A	0.0%	N/A	0%	0%
Loss Expenses Incurred Ratio	N/A	N/A	0.0%	N/A	0%	0%
Other U/W Expenses Incurred Ratio	N/A	N/A	0.0%	N/A	0%	0%



## Comments / Notes

- Cedes 100% of its premium to its parent, Allianz Global Risk Ins. Co.

- As of June 30, 2024, the Co. has a net payable of \$21.8M resulting from the intercompany pooling transactions.

Reinsurers (Top 5)	Reinsurance Class	Reins. Authorization	Gross Recovery*	Over 120 Days Overdue
Allianz Global Risks US Ins Co	US Affiliated Pooling	Authorized	490,776	0
Allianz Gbl Corp'te & Spclty S	Non-US Affiliated Non-captive	Unauthorized	33,314	97
Arch Reinsurance Ltd.	Non-US Unaffiliated	Recip Jurisdic	22,973	0
Renaissance Reinsurance Ltd.	Non-US Unaffiliated	Recip Jurisdic	17,527	0
Allianz Re Dublin Designated A	Non-US Affiliated Non-captive	Unauthorized	14,910	0

\* Data displayed in \$000