

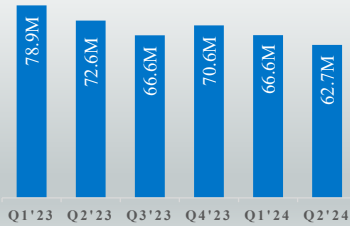


American National Lloyds Insurance Company

Insurer Financial Report
2024 | Quarter 2

FEIN: 75-2551212
NAIC#: 10043
A.M. Best Rating: A u
State of Domicile: Texas
Location of Main Office: Springfield, MO
Parent: ANPAC Lloyds Insurance
Incorporation Date: 7/21/1994
Website: www.americannational.com

CAPITAL & SURPLUS



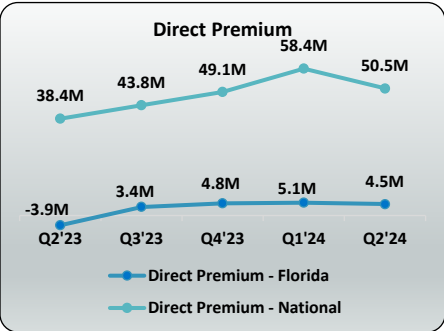
Comments / Notes

- Co is currently under review by AM Best.

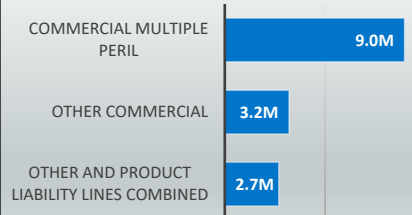
- The FL direct premium increased 24% in quarter 2 YOY.

Financial Highlights	Q2 2024	Q2 2023	% Change	Q1 2024	2023	2022
Total Admitted Assets	116,159,416	124,617,575	-7%	119,822,574	119,770,718	139,716,790
Total Liabilities	53,490,519	52,022,679	3%	53,181,695	49,133,737	60,387,432
Capital & Surplus	62,668,897	72,594,896	-14%	66,640,879	70,636,981	79,329,358
Premiums and Agent's Balances	21,544	74,109	-71%	77,521	23,134	480,913
Losses	23,030,264	21,189,148	9%	20,916,145	18,057,125	19,106,718
Loss Adjustment Expenses	2,061,639	1,794,585	15%	1,743,258	1,522,794	1,462,655
Underwriting Gain/Loss	(11,523,373)	(11,218,712)	3%	(5,135,100)	(15,708,117)	9,220,344
Net Income (Loss) After Tax	(9,990,791)	(7,305,864)	37%	(4,053,836)	(9,291,939)	9,954,501
Cash Flow from Operations	(2,899,291)	(9,259,696)	-69%	(1,104,853)	(14,275,509)	11,650,781
Unrealized Capital Gains (Losses)	0	5,071	-100%	0	23,006	(23,006)
Gross Premium	97,334,068	88,802,569	10%	49,332,894	187,016,182	172,577,659
Net Premium	16,926,962	14,490,901	17%	8,179,131	32,683,666	78,355,599
Direct Premium - National	108,857,997	94,180,539	16%	58,357,506	187,016,182	172,577,659
Direct Premium - Florida	9,618,466	7,751,358	24%	5,078,550	15,959,909	16,831,941
PAB: % of Policyholders Surplus	0.0%	0.1%	-66.3%	0.1%	0.0%	0.6%
Gross Premium to Surplus Ratio	1.55	1.22	27.0%	0.74	2.65	2.18
Net Premium to Surplus Ratio	0.27	0.20	35.3%	0.12	0.46	0.99
% of Direct Premium in Florida	8.8%	8.2%	7.4%	8.7%	8.5%	9.8%
Liabilities to Assets Ratio	0.46	0.42	10.3%	0.44	0.41	0.43
Debt to Equity Ratio	0.85	0.72	19.1%	0.80	0.70	0.76
Combined Ratio	N/A	N/A	0.0%	N/A	153%	88%
Losses Incurred Ratio	N/A	N/A	0.0%	N/A	112%	42%
Loss Expenses Incurred Ratio	N/A	N/A	0.0%	N/A	17%	9%
Other U/W Expenses Incurred Ratio	N/A	N/A	0.0%	N/A	24%	37%

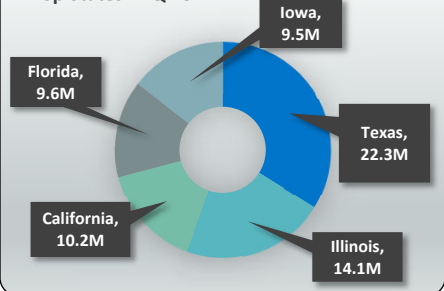
Reinsurers (Top 5)	Reinsurance Class	Reins. Authorization	Gross Recovery*	Over 120 Days Overdue
American National P&C Co.	US Affiliated Non-captive Non-pooling	Authorized	53,175	0
Fidelis Insurance Bermuda Ltd.	Non-US Unaffiliated	Unauthorized	123	0
R+V Versicherung AG	Non-US Unaffiliated	Unauthorized	108	0
Hartford Steam Boiler Inspctn	US Unaffiliated	Authorized	104	0
Swiss Reinsurance America Corp	US Unaffiliated	Authorized	99	0



Major Lines of Business in FL - 2023



Top States - 2Q 2024



* Data displayed in \$000