

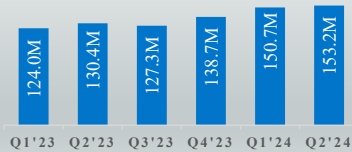


Centennial Casualty Company

Insurer Financial Report
2024 | Quarter 2

FEIN: 63-0701609
NAIC#: 34568
A.M. Best Rating: A
State of Domicile: Alabama
Location of Main Office: Birmingham, AL
Parent: Thomas J. Adams Jr/Children
Incorporation Date: 9/1/1975
Website: N/A

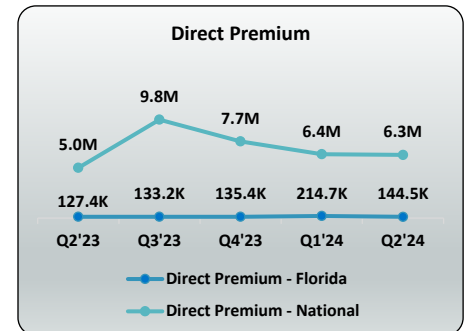
CAPITAL & SURPLUS




Comments / Notes

Financial Highlights	Q2 2024	Q2 2023	% Change	Q1 2024	2023	2022
Total Admitted Assets	208,034,241	178,717,757	16%	205,979,052	191,790,998	166,102,923
Total Liabilities	54,845,558	48,336,717	13%	55,266,982	53,070,438	48,442,623
Capital & Surplus	153,188,683	130,381,040	17%	150,712,070	138,720,560	117,660,300
Premiums and Agent's Balances	1,025,608	669,280	53%	1,239,610	1,348,122	1,026,701
Losses	2,596,300	1,899,030	37%	2,398,100	2,859,560	1,795,150
Loss Adjustment Expenses	319,770	256,305	25%	288,090	373,395	536,700
Underwriting Gain/Loss	2,276,624	1,397,547	63%	1,326,690	2,302,826	3,721,294
Net Income (Loss) After Tax	4,042,136	2,608,728	55%	2,108,832	6,001,472	5,956,145
Cash Flow from Operations	3,087,684	1,687,048	83%	2,189,067	6,886,398	7,249,579
Unrealized Capital Gains (Losses)	15,566,395	15,270,539	2%	12,612,694	22,344,011	(25,703,895)
Gross Premium	16,730,472	15,079,454	11%	7,970,124	30,407,781	28,755,469
Net Premium	10,163,118	8,151,747	25%	4,851,468	17,492,852	15,171,003
Direct Premium - National	12,695,122	10,418,416	22%	6,377,491	27,900,698	26,459,370
Direct Premium - Florida	359,197	326,765	9.9%	214,701	595,310	581,225
PAB: % of Policyholders Surplus	0.7%	0.5%	30.4%	0.8%	1.0%	0.9%
Gross Premium to Surplus Ratio	0.11	0.12	-5.6%	0.05	0.22	0.24
Net Premium to Surplus Ratio	0.07	0.06	6.1%	0.03	0.13	0.13
% of Direct Premium in Florida	2.8%	3.1%	-9.8%	3.4%	2.1%	2.2%
Liabilities to Assets Ratio	0.26	0.27	-2.5%	0.27	0.28	0.29
Debt to Equity Ratio	0.36	0.37	-3.4%	0.37	0.38	0.41
Combined Ratio	N/A	N/A	0.0%	N/A	86%	76%
Losses Incurred Ratio	N/A	N/A	0.0%	N/A	56%	41%
Loss Expenses Incurred Ratio	N/A	N/A	0.0%	N/A	4%	7%
Other U/W Expenses Incurred Ratio	N/A	N/A	0.0%	N/A	26%	28%

Reinsurers (Top 5 2023)	Reinsurance Class	Reins. Authorization	Gross Recovery*	Over 120 Days Overdue
Assoc Long Term Care Ins Co.	Non-US Unaffiliated	Unauthorized	22,516	0
Berkshire Hathaway Inc.	US Unaffiliated	Authorized	301	0



Major Lines of Business in FL - 2023



* Data displayed in \$000

*NM: The value is outside of the meaningful range for this item.