

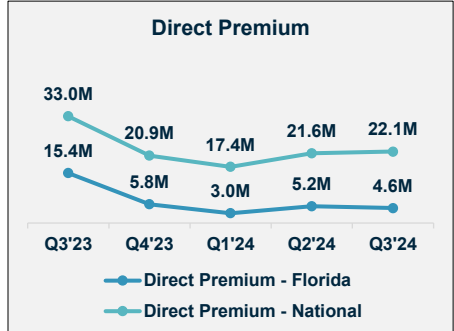


Agent Alliance Insurance Company

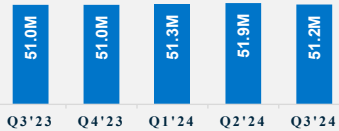
Insurer Financial Report
2024 | Quarter 3

FEIN: 56-1951009
NAIC: 10389
A.M.Best: A+
State of Domicile: Alabama
Main Office: Winston-Salem, NC
Parent: Integon National Ins Co
Incorporation Date: 12/8/1995
Website: www.nationalgeneral.com

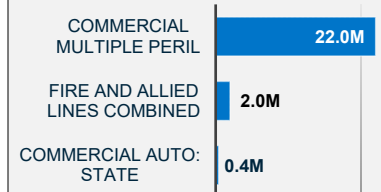
Financial Highlights	Q3 2024	Q3 2023	% Change	Q2 2024	Q1 2024	2023
Total Admitted Assets	67,977,723	65,547,394	4%	70,072,189	69,248,207	70,671,590
Total Liabilities	16,793,396	14,566,881	15%	18,174,384	17,937,597	19,650,033
Capital & Surplus	51,184,327	50,980,513	0.4%	51,897,805	51,310,610	51,021,557
Premiums and Agent's Balances	14,842,610	13,607,686	9%	17,335,419	16,903,883	18,731,628
Losses	0	0	0%	0	0	0
Loss Adjustment Expenses	0	0	0%	0	0	0
Underwriting Gain/Loss	0	0	0%	0	0	0
Net Income (Loss) After Tax	940,362	609,377	54%	576,459	260,882	836,820
Cash Flow from Operations	1,405,596	(259,494)	642%	157,710	698,045	1,224,833
Unrealized Capital Gains (Losses)	(697,648)	13,885	-5124%	0	0	13,763
Gross Premium	61,039,359	60,788,629	0.4%	40,130,434	18,685,002	84,885,352
Net Premium	0	0	0%	0	0	0
Direct Premium - National	61,110,031	64,012,201	-5%	38,988,241	17,383,273	84,885,350
Direct Premium - Florida	12,899,927	18,590,735	-31%	8,254,154	3,047,798	24,394,090



Capital & Surplus



Major Lines of Business in FL - 2023



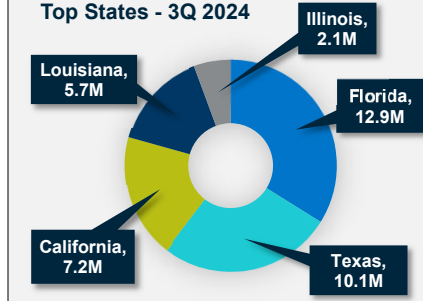
Comments / Notes

- Co. cedes 100% of its premium to parent, Berkley Insurance Company.
- FL direct premium has decreased 31% as of Q3 YOY.

PAB: % of Policyholders Surplus	29.0%	26.7%	8.6%	33.4%	32.9%	36.7%
Gross Premium to Surplus Ratio	119.3%	119.2%	0.0%	77.3%	36.4%	166.4%
Net Premium to Surplus Ratio	0.0%	0.0%	0.0%	0.0%	0.0%	0.0%
% of Direct Premium in Florida	21.1%	29.0%	-27.3%	21.2%	17.5%	28.7%
Liabilities to Assets Ratio	24.7%	22.2%	11.2%	25.9%	25.9%	27.8%
Debt to Equity Ratio	32.8%	28.6%	14.8%	35.0%	35.0%	38.5%
Combined Ratio	N/A	N/A	0.0%	N/A	N/A	0%
Losses Incurred Ratio	N/A	N/A	0.0%	N/A	N/A	0%
Loss Expenses Incurred Ratio	N/A	N/A	0.0%	N/A	N/A	0%
Other U/W Exp. Incurred Ratio	N/A	N/A	0.0%	N/A	N/A	0%

Reinsurers (Top 5 2023)	Reinsurance Class	Reins. Authorization	Gross Recovery*	Over 120 Days Overdue
Integon National Insurance Co.	US Affiliated Non-captive Non-pooling	Authorized	44,040	0
Berkley Regional Insurance Co.	US Unaffiliated	Authorized	537	0
North Carolina Re Facility	Mandatory Pools	Authorized	460	0

Top States - 3Q 2024



* Data displayed in \$000

NM: The value is outside of the meaningful range for this item.