



# American Federation Insurance Company

Insurer Financial Report  
2024 | Quarter 3

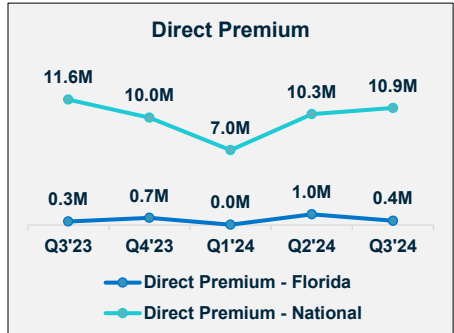
FEIN: 86-0812982  
NAIC: 10245  
A.M.Best: A  
State of Domicile: Texas  
Main Office: Woodland Hills, CA  
Parent: 21st Century Ins, Inc  
Incorporation Date: 12/20/1995  
Website: www.farmers.com

Financial Highlights	Q3 2024	Q3 2023	% Change	Q2 2024	Q1 2024	2023
Total Admitted Assets	100,086,671	73,559,380	36%	95,642,396	96,126,108	77,078,736
Total Liabilities	44,131,900	19,484,638	126%	40,366,108	41,482,637	22,864,620
Capital & Surplus	55,954,771	54,074,742	3.5%	55,276,288	54,643,471	54,214,116
Premiums and Agent's Balances	36,041	(453,449)	108%	(63,519)	105,791	(62,411)
Losses	0	0	0%	0	0	0
Loss Adjustment Expenses	0	0	0%	0	0	0
Underwriting Gain/Loss	0	0	0%	0	0	0
Net Income (Loss) After Tax	1,723,668	120,101	1335%	1,040,771	409,809	262,028
Cash Flow from Operations	3,030,778	18,118,498	-83%	2,933,129	(1,496,034)	8,331,772
Unrealized Capital Gains (Losses)	0	0	0%	0	0	0
Gross Premium	28,468,490	25,652,943	11.0%	19,347,440	10,351,523	41,675,574
Net Premium	0	0	0%	0	0	0
Direct Premium - National	28,123,980	31,703,634	-11%	17,247,727	6,957,351	41,675,574
Direct Premium - Florida	1,429,380	1,800,702	-21%	1,022,332	31,330	2,464,668

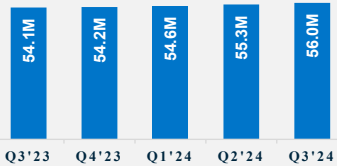
PAB: % of Policyholders Surplus	0.1%	-0.8%	107.7%	-0.1%	0.2%	-0.1%
Gross Premium to Surplus Ratio	50.9%	47.4%	7.2%	35.0%	18.9%	76.9%
Net Premium to Surplus Ratio	0.0%	0.0%	0.0%	0.0%	0.0%	0.0%
% of Direct Premium in Florida	5.1%	5.7%	-10.5%	5.9%	0.5%	5.9%
Liabilities to Assets Ratio	44.1%	26.5%	66.5%	42.2%	43.2%	29.7%
Debt to Equity Ratio	78.9%	36.0%	118.9%	73.0%	75.9%	42.2%

Combined Ratio	N/A	N/A	0.0%	N/A	N/A	0%
Losses Incurred Ratio	N/A	N/A	0.0%	N/A	N/A	0%
Loss Expenses Incurred Ratio	N/A	N/A	0.0%	N/A	N/A	0%
Other U/W Exp. Incurred Ratio	N/A	N/A	0.0%	N/A	N/A	0%

Reinsurers (Top 5 2023)	Reinsurance Class	Reins. Authorization	Gross Recovery*	Over 120 Days Overdue
Hannover Rück SE	Non-US Unaffiliated	Certified	37,316	0
Farmers Insurance Exchange	US Affiliated Non-captive Non-pooling	Authorized	8,007	0
Factory Mutual Insurance Co.	US Unaffiliated	Authorized	1,548	0
Farmers Reinsurance Co.	US Affiliated Non-captive Non-pooling	Authorized	74	0

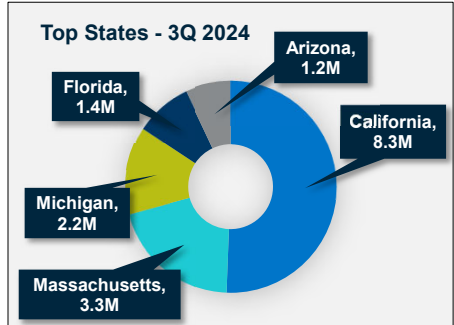
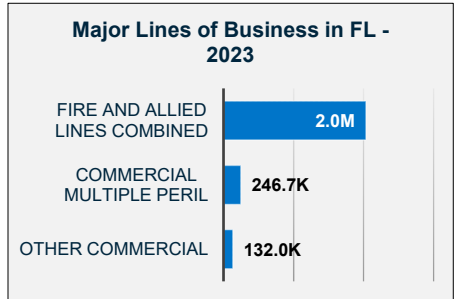


## Capital & Surplus



## Comments / Notes

- Co is a participant in an intercompany reinsurance pooling agreement.
- Debt/equity ratio appears high.



\* Data displayed in \$000

NM: The value is outside of the meaningful range for this item.