





Guilford Insurance Company

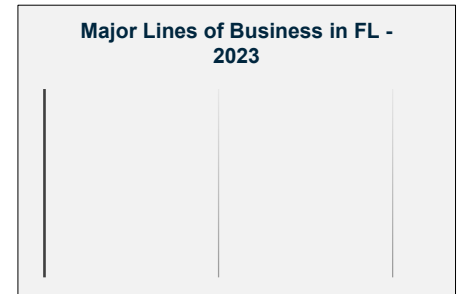
Insurer Financial Report
2024 | Quarter 3

FEIN: 36-4076129
NAIC: 10956
A.M.Best: A
State of Domicile: Illinois
Main Office: Hartford, CT
Parent: Alamance Insurance Co
Incorporation Date: 11/30/1998
Website: www.ifgcompanies.com

Financial Highlights	Q3 2024	Q3 2023	% Change	Q2 2024	Q1 2024	2023
Total Admitted Assets	480,078,631	460,318,651	4.3%	477,036,393	472,484,096	469,033,326
Total Liabilities	155,680,180	152,730,690	1.9%	155,945,438	153,823,191	152,080,291
Capital & Surplus	324,398,451	307,587,961	5.5%	321,090,955	318,660,905	316,953,035
Premiums and Agent's Balances	13,785,419	14,968,942	-7.9%	15,282,737	14,436,956	13,340,280
Losses	92,011,055	80,306,135	14.6%	90,963,877	86,853,333	82,596,362
Loss Adjustment Expenses	19,447,355	18,621,717	4.4%	17,747,816	17,797,467	18,944,656
Underwriting Gain/Loss	1,774,008	5,856,972	-69.7%	1,224,995	1,100,781	6,506,562
Net Income (Loss) After Tax	13,410,968	16,832,727	-20.3%	9,124,322	5,357,090	20,968,664
Cash Flow from Operations	20,521,311	24,008,577	-14.5%	9,946,814	5,023,628	32,643,411
Unrealized Capital Gains (Losses)	5,973,927	729,902	718.5%	3,362,724	1,773,286	9,388,597
Gross Premium	51,800,831	51,573,281	0.4%	35,161,508	18,022,099	70,780,462
Net Premium	51,800,831	51,573,281	0.4%	35,161,508	18,022,099	70,780,462
Direct Premium - National	0	0	N/A	0	0	0
Direct Premium - Florida	0	0	N/A	0	0	0



PAB: % of Policyholders Surplus	4.2%	4.9%	-12.7%	4.8%	4.5%	4.2%
Gross Premium to Surplus Ratio	16.0%	16.8%	-4.8%	11.0%	5.7%	22.3%
Net Premium to Surplus Ratio	16.0%	16.8%	-4.8%	11.0%	5.7%	22.3%
% of Direct Premium in Florida	0	0	N/A	0	0	0
Liabilities to Assets Ratio	32.4%	33.2%	-2.3%	32.7%	32.6%	32.4%
Debt to Equity Ratio	48.0%	49.7%	-3.4%	48.6%	48.3%	48.0%



Comments / Notes

- Co. has paid \$15.3M to its parent company as of 3Q2024 for ordinary dividends.

Combined Ratio	N/A	N/A	0.0%	N/A	N/A	90%
Losses Incurred Ratio	N/A	N/A	0.0%	N/A	N/A	42%
Loss Expenses Incurred Ratio	N/A	N/A	0.0%	N/A	N/A	14%
Other U/W Exp. Incurred Ratio	N/A	N/A	0.0%	N/A	N/A	34%



Reinsurers (Top 5)	Reinsurance Class	Reins. Authorization	Gross Recovery*	Over 120 Days Overdue
First Financial Insurance Co.	US Affiliated Pooling	Authorized	4,019	0
Swiss Reinsurance America Corp	US Unaffiliated	Authorized	265	0
Munich Reinsurance America Inc	US Unaffiliated	Authorized	197	0
Hannover Rück SE	Non-US Unaffiliated	Authorized	71	0
SCOR Reinsurance Co.	US Unaffiliated	Authorized	63	0

* Data displayed in \$000

NM: The value is outside of the meaningful range for this item.