

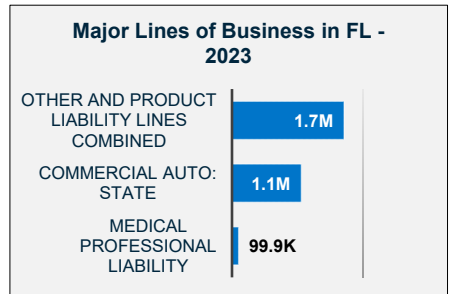

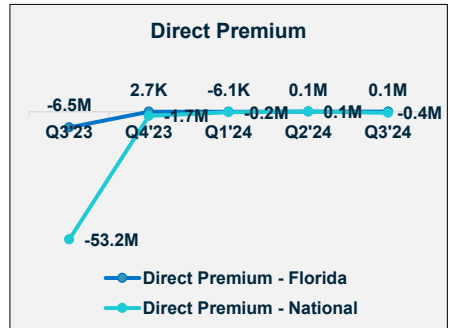


Hallmark Specialty Insurance Company

Insurer Financial Report
2024 | Quarter 3

FEIN: 74-2378996
NAIC: 26808
A.M.Best: NR
State of Domicile: Oklahoma
Main Office: Ft. Worth, TX
Parent: American Hallmark Ins Co of TX
Incorporation Date: 12/24/1986
Website: www.hallmarkgrp.com

Financial Highlights	Q3 2024	Q3 2023	% Change	Q2 2024	Q1 2024	2023
Total Admitted Assets	17,638,887	51,968,442	-66.1%	124,693,060	98,547,559	85,652,037
Total Liabilities	1,259,047	21,990,212	-94.3%	108,357,483	82,238,412	69,994,667
Capital & Surplus	16,379,840	29,978,230	-45.4%	16,335,577	16,309,147	15,657,370
Premiums and Agent's Balances	0	(126,589,906)	100.0%	0	0	(112,081,053)
Losses	0	43,503,634	-100.0%	0	0	0
Loss Adjustment Expenses	0	14,546,061	-100.0%	0	0	0
Underwriting Gain/Loss	(61,173)	(15,783,284)	99.6%	(56,848)	(48,107)	(3,235,900)
Net Income (Loss) After Tax	458,079	(14,038,274)	103.3%	413,815	391,607	(5,216,710)
Cash Flow from Operations	(19,268,420)	(110,694,270)	82.6%	(155,471,480)	(144,249,429)	(93,099,914)
Unrealized Capital Gains (Losses)	264,391	296,097	-10.7%	264,392	260,170	353,673
Gross Premium	352,046	171,331,232	-99.8%	4,771,117	3,595,740	(31,221,849)
Net Premium	0	19,765,046	-100.0%	0	0	(11,676,994)
Direct Premium - National	(536,499)	(22,746,593)	97.6%	(99,358)	(197,976)	(24,460,946)
Direct Premium - Florida	168,274	726,640	-76.8%	64,536	(6,100)	729,311



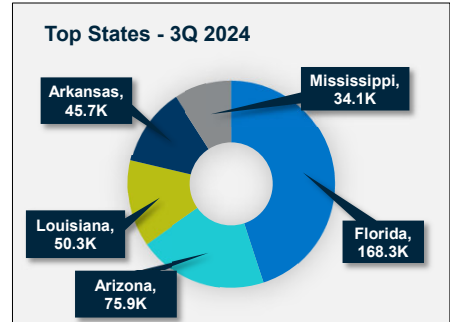
Comments / Notes

- Question 1(d) "Going Concern" in Notes section was not on the financial statement.

- Co is part of an intercompany reinsurance pooling agreement. 100% of the premium is ceded to parent co.

PAB: % of Policyholders Surplus	0.0%	-422.3%	100.0%	0.0%	0.0%	-715.8%
Gross Premium to Surplus Ratio	2.1%	571.5%	-99.6%	29.2%	22.0%	-199.4%
Net Premium to Surplus Ratio	0.0%	65.9%	-100.0%	0.0%	0.0%	-74.6%
% of Direct Premium in Florida	-31.4%	-3.2%	-881.9%	-65.0%	3.1%	-3.0%
Liabilities to Assets Ratio	7.1%	42.3%	-83.1%	86.9%	83.5%	81.7%
Debt to Equity Ratio	7.7%	73.4%	-89.5%	663.3%	504.2%	447.0%
Combined Ratio	N/A	N/A	0.0%	N/A	N/A	0%
Losses Incurred Ratio	N/A	N/A	0.0%	N/A	N/A	0%
Loss Expenses Incurred Ratio	N/A	N/A	0.0%	N/A	N/A	0%
Other U/W Exp. Incurred Ratio	N/A	N/A	0.0%	N/A	N/A	0%

Reinsurers (Top 5)	Reinsurance Class	Reins. Authorization	Gross Recovery*	Over 120 Days Overdue
American Hallmark Ins Co of TX	US Affiliated Pooling	Authorized	167,680	0
Swiss Reinsurance America Corp	US Unaffiliated	Authorized	84,688	0
StarStone National Ins Co.	US Unaffiliated	Authorized	64,509	0
Munich Reinsurance America Inc	US Unaffiliated	Authorized	23,321	0
Peak Reinsurance Co. Ltd.	Non-US Unaffiliated	Unauthorized	18,535	0



* Data displayed in \$000

NM: The value is outside of the meaningful range for this item.