



# Mid-Continent Excess and Surplus Insurance Company

Insurer Financial Report  
2024 | Quarter 3

FEIN: 38-3803661

NAIC: 13794

A.M.Best: A+

State of Domicile: Ohio

Main Office: Tulsa, OK

Parent: Mid-Continent Casualty Co.

Incorporation Date: 7/10/2009

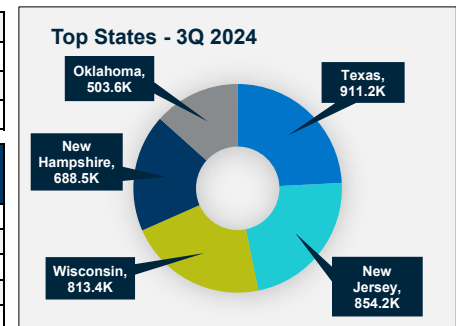
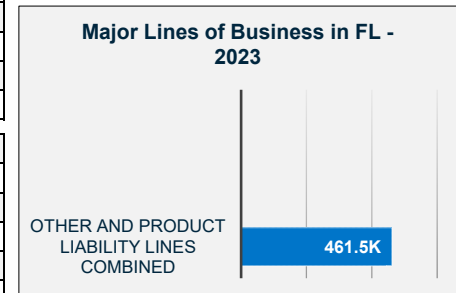
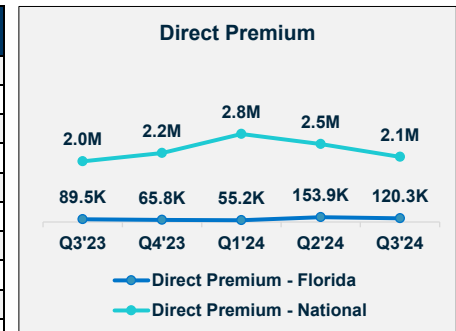
Website: www.mcg-ins.com

| Financial Highlights              | Q3 2024    | Q3 2023    | % Change | Q2 2024    | Q1 2024    | 2023       |
|-----------------------------------|------------|------------|----------|------------|------------|------------|
| Total Admitted Assets             | 19,034,639 | 18,433,098 | 3.3%     | 18,882,111 | 18,762,110 | 18,583,770 |
| Total Liabilities                 | 37,328     | 18,534     | 101.4%   | 32,589     | 61,334     | 23,846     |
| Capital & Surplus                 | 18,997,311 | 18,414,564 | 3.2%     | 18,849,522 | 18,700,776 | 18,559,924 |
| Premiums and Agent's Balances     | 0          | 0          | N/A      | 0          | 0          | 0          |
| Losses                            | 0          | 0          | N/A      | 0          | 0          | 0          |
| Loss Adjustment Expenses          | 0          | 0          | N/A      | 0          | 0          | 0          |
| Underwriting Gain/Loss            | 0          | 0          | N/A      | 0          | 0          | 0          |
| Net Income (Loss) After Tax       | 449,162    | 400,548    | 12.1%    | 297,158    | 143,699    | 552,078    |
| Cash Flow from Operations         | 413,168    | 358,902    | 15.1%    | 251,215    | 173,611    | 475,647    |
| Unrealized Capital Gains (Losses) | 0          | 0          | N/A      | 0          | 0          | 0          |
| Gross Premium                     | 7,313,356  | 5,168,257  | 41.5%    | 4,863,878  | 2,445,994  | 9,121,976  |
| Net Premium                       | 0          | 0          | N/A      | 0          | 0          | 0          |
| Direct Premium - National         | 7,444,151  | 6,901,024  | 7.9%     | 5,345,360  | 2,833,679  | 9,121,976  |
| Direct Premium - Florida          | 329,416    | 395,765    | -16.8%   | 209,154    | 55,235     | 461,537    |

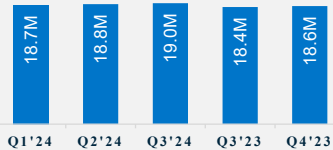
|                                 |       |       |        |       |       |       |
|---------------------------------|-------|-------|--------|-------|-------|-------|
| PAB: % of Policyholders Surplus | 0.0%  | 0.0%  | N/A    | 0.0%  | 0.0%  | 0.0%  |
| Gross Premium to Surplus Ratio  | 38.5% | 28.1% | 37.2%  | 25.8% | 13.1% | 49.1% |
| Net Premium to Surplus Ratio    | 0.0%  | 0.0%  | N/A    | 0.0%  | 0.0%  | 0.0%  |
| % of Direct Premium in Florida  | 4.4%  | 5.7%  | -22.8% | 3.9%  | 1.9%  | 5.1%  |
| Liabilities to Assets Ratio     | 0.2%  | 0.1%  | 95.0%  | 0.2%  | 0.3%  | 0.1%  |
| Debt to Equity Ratio            | 0.2%  | 0.1%  | 95.2%  | 0.2%  | 0.3%  | 0.1%  |

|                               |     |     |      |     |     |    |
|-------------------------------|-----|-----|------|-----|-----|----|
| Combined Ratio                | N/A | N/A | 0.0% | N/A | N/A | 0% |
| Losses Incurred Ratio         | N/A | N/A | 0.0% | N/A | N/A | 0% |
| Loss Expenses Incurred Ratio  | N/A | N/A | 0.0% | N/A | N/A | 0% |
| Other U/W Exp. Incurred Ratio | N/A | N/A | 0.0% | N/A | N/A | 0% |

| Reinsurers (Top 5)         | Reinsurance Class     | Reins. Authorization | Gross Recovery* | Over 120 Days Overdue |
|----------------------------|-----------------------|----------------------|-----------------|-----------------------|
| Mid-Continent Casualty Co. | US Affiliated Pooling | Authorized           | 8,725           | 0                     |
|                            |                       |                      |                 |                       |
|                            |                       |                      |                 |                       |
|                            |                       |                      |                 |                       |



### Capital & Surplus



### Comments / Notes

- Co. participates in an Intercompany Pooling Agreement and cedes 100% of business to Mid-Continent Casualty Company.

\* Data displayed in \$000

NM: The value is outside of the meaningful range for this item.