

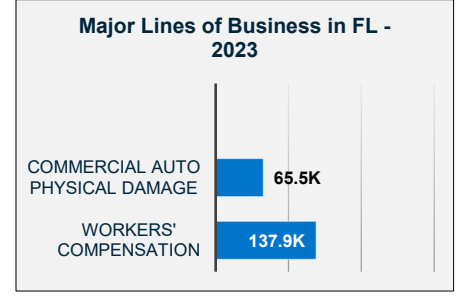
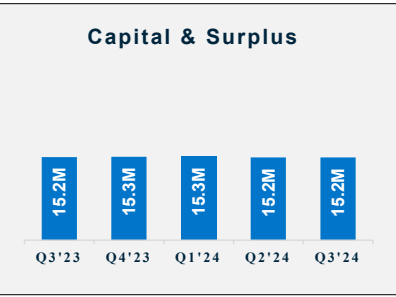
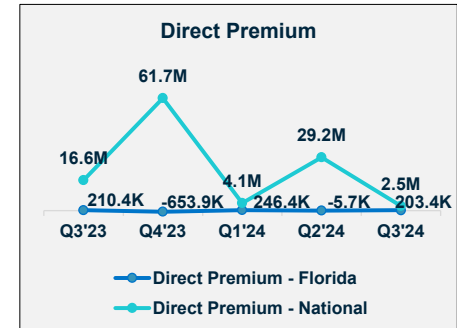


# Mobilitas Insurance Company

## Insurer Financial Report 2024 | Quarter 3

FEIN: 83-1265529  
 NAIC: 16392  
 A.M.Best: A  
 State of Domicile: Arizona  
 Main Office: Glendale, AZ  
 Parent: CSAA Insurance Exchange  
 Incorporation Date: 6/21/2018  
 Website: www.mobilitasinsurance.com

Financial Highlights	Q3 2024	Q3 2023	% Change	Q2 2024	Q1 2024	2023
Total Admitted Assets	393,408,085	133,553,433	194.6%	90,305,859	46,363,810	44,910,291
Total Liabilities	378,255,362	118,326,169	219.7%	75,146,741	31,067,086	29,630,310
Capital & Surplus	15,152,723	15,227,264	-0.5%	15,159,118	15,296,724	15,279,981
Premiums and Agent's Balances	155,303,478	0	N/A	0	0	0
Losses	0	0	N/A	0	0	0
Loss Adjustment Expenses	0	0	N/A	0	0	0
Underwriting Gain/Loss	0	0	N/A	0	0	0
Net Income (Loss) After Tax	(188,668)	63,630	-396.5%	(141,656)	(6,086)	106,125
Cash Flow from Operations	(36,310,070)	50,498,127	-171.9%	5,940,107	(631,391)	10,369,242
Unrealized Capital Gains (Losses)	0	0	N/A	0	0	0
Gross Premium	545,348,040	401,705,845	35.8%	351,202,867	160,465,961	657,063,637
Net Premium	0	0	N/A	0	0	0
Direct Premium - National	35,856,015	22,218,731	61.4%	33,322,571	4,106,822	83,878,089
Direct Premium - Florida	444,093	755,563	-41.2%	240,670	246,403	101,686

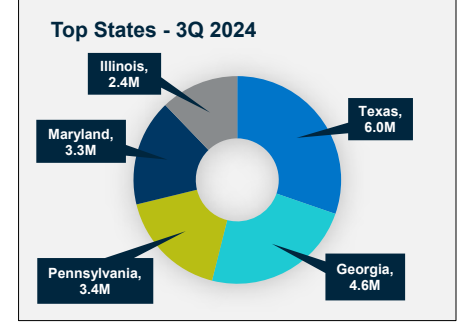


**Comments / Notes**

- Co cedes 100% of its premiums to CSAA Insurance Exchange.
- Low surplus amount.
- Debt/Equity ratio appears high.

PAB: % of Policyholders Surplus	1024.9%	0.0%	N/A	0.0%	0.0%	0.0%
Gross Premium to Surplus Ratio	3599.0%	2638.1%	36.4%	2316.8%	1049.0%	4300.2%
Net Premium to Surplus Ratio	0.0%	0.0%	N/A	0.0%	0.0%	0.0%
% of Direct Premium in Florida	1.2%	3.4%	-63.6%	0.7%	6.0%	0.1%
Liabilities to Assets Ratio	96.1%	88.6%	8.5%	83.2%	67.0%	66.0%
Debt to Equity Ratio	2496.3%	777.1%	221.2%	495.7%	203.1%	193.9%
Combined Ratio	N/A	N/A	0.0%	N/A	N/A	0%
Losses Incurred Ratio	N/A	N/A	0.0%	N/A	N/A	0%
Loss Expenses Incurred Ratio	N/A	N/A	0.0%	N/A	N/A	0%
Other U/W Exp. Incurred Ratio	N/A	N/A	0.0%	N/A	N/A	0%

Reinsurers (Top 5)	Reinsurance Class	Reins. Authorization	Gross Recovery*	Over 120 Days Overdue
CSAA Insurance Exchange	US Affiliated Pooling	Authorized	944,591	0
Pacific Valley Insurance Co.	US Unaffiliated	Unauthorized	222,936	0
Lloyd's Syndicate - 1971	Non-US Unaffiliated	Recip Jurisdict	7,547	0
Kinohi Insurance Co. LLC	US Unaffiliated	Unauthorized	252	0



\* Data displayed in \$000

NM: The value is outside of the meaningful range for this item.