

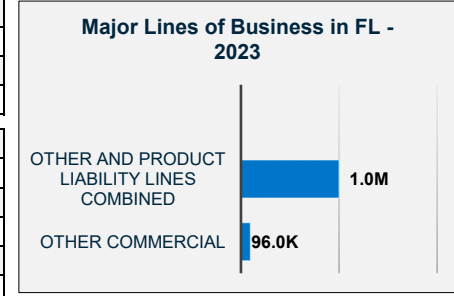

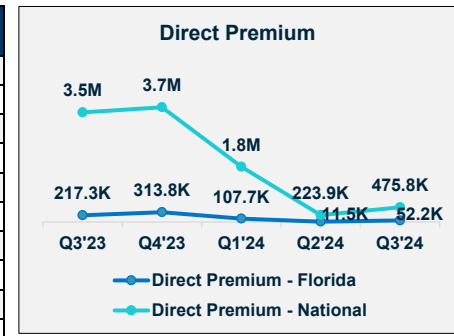


Mount Vernon Specialty Insurance Company

Insurer Financial Report
2024 | Quarter 3

FEIN: 45-5343535
NAIC: 14420
A.M.Best: A++
State of Domicile: Nebraska
Main Office: Wayne, PA
Parent: United States Liability Ins.
Incorporation Date: 4/25/2012
Website: devonparkspecialty.com

Financial Highlights	Q3 2024	Q3 2023	% Change	Q2 2024	Q1 2024	2023
Total Admitted Assets	90,574,805	81,598,793	11.0%	87,375,437	83,115,662	85,123,601
Total Liabilities	5,997,982	9,208,339	-34.9%	6,686,626	7,971,114	9,439,327
Capital & Surplus	84,576,823	72,390,454	16.8%	80,688,810	75,144,549	75,684,274
Premiums and Agent's Balances	116,537	1,589,023	-92.7%	215,252	496,378	1,801,948
Losses	3,255,554	3,454,879	-5.8%	3,593,345	3,404,247	3,658,008
Loss Adjustment Expenses	1,141,562	710,037	60.8%	1,149,583	1,134,589	1,126,739
Underwriting Gain/Loss	1,727,672	(556,691)	410.3%	1,201,987	727,431	(372,921)
Net Income (Loss) After Tax	1,726,866	(249,913)	791.0%	1,193,762	695,169	(30,060)
Cash Flow from Operations	591,142	1,208,120	-51.1%	(26,104)	735,857	1,939,680
Unrealized Capital Gains (Losses)	7,074,343	4,593,389	54.0%	3,714,193	(1,325,522)	7,543,929
Gross Premium	7,616,898	11,013,323	-30.8%	5,816,555	3,288,462	14,684,123
Net Premium	3,184,928	4,569,124	-30.3%	2,390,506	1,316,132	6,075,940
Direct Premium - National	2,477,055	10,987,320	-77.5%	2,001,208	1,777,335	14,684,123
Direct Premium - Florida	171,408	782,306	-78.1%	119,190	107,702	1,096,130

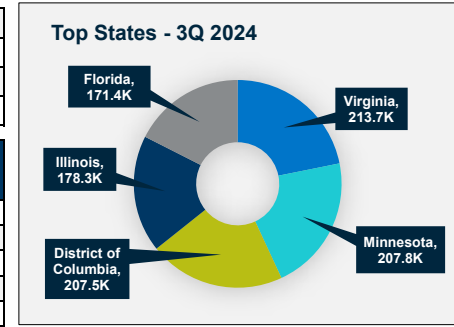


Comments / Notes

- FL direct premium written has decreased 78.1% as of Q3 YOY.

PAB: % of Policyholders Surplus	0.1%	2.2%	-93.7%	0.3%	0.7%	2.4%
Gross Premium to Surplus Ratio	9.0%	15.2%	-40.8%	7.2%	4.4%	19.4%
Net Premium to Surplus Ratio	3.8%	6.3%	-40.3%	3.0%	1.8%	8.0%
% of Direct Premium in Florida	6.9%	7.1%	-2.8%	6.0%	6.1%	7.5%
Liabilities to Assets Ratio	6.6%	11.3%	-41.3%	7.7%	9.6%	11.1%
Debt to Equity Ratio	7.1%	12.7%	-44.2%	8.3%	10.6%	12.5%
Combined Ratio	N/A	N/A	0.0%	N/A	N/A	105%
Losses Incurred Ratio	N/A	N/A	0.0%	N/A	N/A	41%
Loss Expenses Incurred Ratio	N/A	N/A	0.0%	N/A	N/A	14%
Other U/W Exp. Incurred Ratio	N/A	N/A	0.0%	N/A	N/A	50%

Reinsurers (Top 5)	Reinsurance Class	Reins. Authorization	Gross Recovery*	Over 120 Days Overdue
National Indemnity Co.	US Affiliated Non-captive Non-pooling	Authorized	5,589	0
Hannover Rück SE	Non-US Unaffiliated	Authorized	2,372	0
Partner Re Co. of the U.S.	US Unaffiliated	Authorized	1,317	0
Arch Reinsurance Co.	US Unaffiliated	Authorized	329	0
Toa Reinsurance Co. of America	US Unaffiliated	Authorized	111	0



* Data displayed in \$000

NM: The value is outside of the meaningful range for this item.