



Peelus Insurance Company
F/K/A Colony Nationals Ins Co

Insurer Financial Report
2024 | Quarter 3

FEIN: 65-0075940

NAIC: 34118

A.M.Best: A-

State of Domicile: Virginia

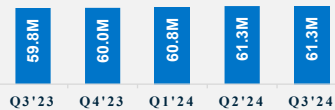
Main Office: San Antonio, TX

Parent: Argo Group International

Incorporation Date: 9/29/1988

Website: www.colonyspecialty.com

Capital & Surplus



Comments / Notes

- Co cedes 100% of premiums to parent.

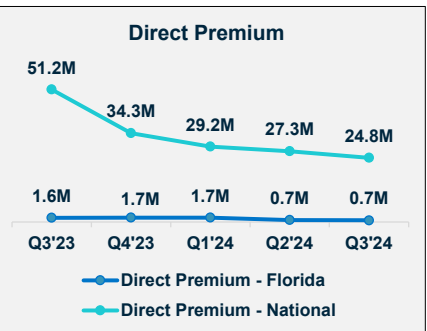
- FL direct premium written has decreased 62.5% as of Q3 YOY.

Financial Highlights	Q3 2024	Q3 2023	% Change	Q2 2024	Q1 2024	2023
Total Admitted Assets	107,986,743	99,293,775	8.8%	87,334,666	94,583,568	157,717,633
Total Liabilities	46,662,403	39,447,777	18.3%	26,061,637	33,830,078	97,745,105
Capital & Surplus	61,324,340	59,845,998	2.5%	61,273,030	60,753,490	59,972,528
Premiums and Agent's Balances	7,639,229	20,120,310	-62.0%	12,850,212	12,940,408	14,237,980
Losses	0	0	N/A	0	0	0
Loss Adjustment Expenses	0	0	N/A	0	0	0
Underwriting Gain/Loss	0	0	N/A	1	0	0
Net Income (Loss) After Tax	719,224	(24,416)	3045.7%	396,375	278,288	278,911
Cash Flow from Operations	(24,456,768)	7,813,073	-413.0%	(4,691,699)	844,754	4,830,812
Unrealized Capital Gains (Losses)	21,115	(264)	8098.1%	21,115	21,146	(21,399)
Gross Premium	118,236,051	172,738,720	-31.6%	84,838,831	45,990,169	196,296,665
Net Premium	0	0	N/A	1	0	0
Direct Premium - National	81,317,248	161,976,683	-49.8%	56,488,645	29,161,164	196,296,665
Direct Premium - Florida	3,063,158	8,168,642	-62.5%	2,401,074	1,675,519	9,833,313

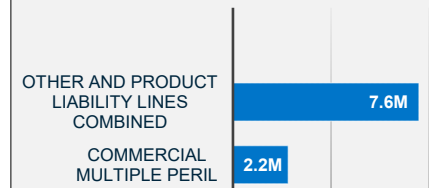
PAB: % of Policyholders Surplus	12.5%	33.6%	-62.9%	21.0%	21.3%	23.7%
Gross Premium to Surplus Ratio	192.8%	288.6%	-33.2%	138.5%	75.7%	327.3%
Net Premium to Surplus Ratio	0.0%	0.0%	N/A	0.0%	0.0%	0.0%
% of Direct Premium in Florida	3.8%	5.0%	-25.3%	4.3%	5.7%	5.0%
Liabilities to Assets Ratio	43.2%	39.7%	8.8%	29.8%	35.8%	62.0%
Debt to Equity Ratio	76.1%	65.9%	15.4%	42.5%	55.7%	163.0%

Combined Ratio	N/A	N/A	0.0%	N/A	N/A	0%
Losses Incurred Ratio	N/A	N/A	0.0%	N/A	N/A	0%
Loss Expenses Incurred Ratio	N/A	N/A	0.0%	N/A	N/A	0%
Other U/W Exp. Incurred Ratio	N/A	N/A	0.0%	N/A	N/A	0%

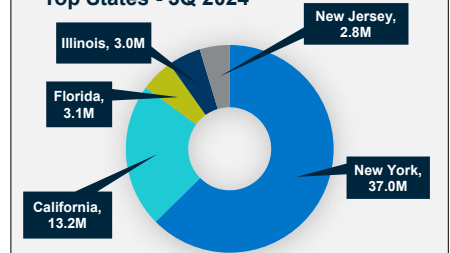
Reinsurers (Top 5)	Reinsurance Class	Reins. Authorization	Gross Recovery*	Over 120 Days Overdue
Colony Insurance Co.	US Affiliated Non-captive Non-pooling	Authorized	341,400	0
Argonaut Insurance Co.	US Affiliated Non-captive Non-pooling	Authorized	60,554	0
Conifer Ins Services LLC	US Unaffiliated	Unauthorized	44,505	0
Swiss Reinsurance America Corp	US Unaffiliated	Authorized	32,889	(20)
SCOR Reinsurance Co.	US Unaffiliated	Authorized	27,289	0



Major Lines of Business in FL - 2023



Top States - 3Q 2024



* Data displayed in \$000

NM: The value is outside of the meaningful range for this item.