



Tudor Insurance Company

Insurer Financial Report 2024 | Quarter 3

FEIN: 13-3018617

NAIC: 37982

A.M.Best: A

State of Domicile: New Hampshire

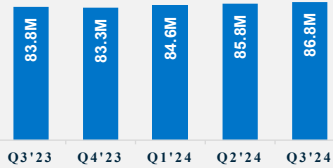
Main Office: Parsippany, NJ

Parent: AIG Property Casualty US

Incorporation Date: 12/28/1979

Website: www.westernworld.com

Capital & Surplus



Comments / Notes

- PAB equal to 64.4% of Surplus.

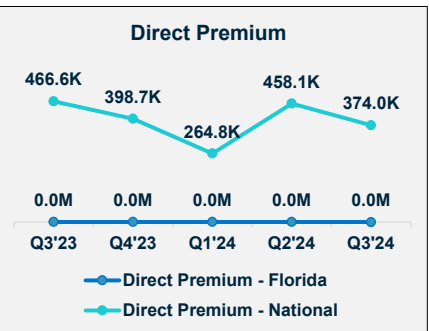
- Co. participates in a Reinsurance Pooling Agreement.

Financial Highlights	Q3 2024	Q3 2023	% Change	Q2 2024	Q1 2024	2023
Total Admitted Assets	125,938,660	111,330,005	13.1%	127,608,296	128,348,198	125,890,934
Total Liabilities	39,129,767	27,527,980	42.1%	41,818,752	43,797,303	42,610,456
Capital & Surplus	86,808,893	83,802,025	3.6%	85,789,544	84,550,895	83,280,478
Premiums and Agent's Balances	55,939,644	27,015,407	107.1%	53,339,975	49,590,197	47,014,221
Losses	4,694,876	7,847,763	-40.2%	5,427,607	5,643,056	6,778,470
Loss Adjustment Expenses	4,922,731	6,090,705	-19.2%	4,624,378	5,398,499	6,103,281
Underwriting Gain/Loss	2,675,896	4,617,331	-42.0%	1,884,548	922,021	7,567,674
Net Income (Loss) After Tax	2,344,791	3,599,057	-34.8%	2,166,236	1,095,195	4,422,232
Cash Flow from Operations	(9,677,733)	(7,054,193)	-37.2%	(6,552,168)	(364,080)	(7,091,336)
Unrealized Capital Gains (Losses)	(1,413)	0	N/A	0	0	0
Gross Premium	1,241,747	1,240,917	0.1%	819,305	408,920	1,625,021
Net Premium	18,039	5,608	221.7%	17,081	1,476	1,860
Direct Premium - National	1,096,761	1,224,419	-10.4%	722,802	264,752	1,623,161
Direct Premium - Florida	0	0	N/A	0	0	0

PAB: % of Policyholders Surplus	64.4%	32.2%	99.9%	62.2%	58.7%	56.5%
Gross Premium to Surplus Ratio	1.4%	1.5%	-3.4%	1.0%	0.5%	2.0%
Net Premium to Surplus Ratio	0.0%	0.0%	N/A	0.0%	0.0%	0.0%
% of Direct Premium in Florida	0.0%	0.0%	N/A	0.0%	0.0%	0.0%
Liabilities to Assets Ratio	31.1%	24.7%	25.7%	32.8%	34.1%	33.8%
Debt to Equity Ratio	45.1%	32.8%	37.2%	48.7%	51.8%	51.2%

Combined Ratio	N/A	N/A	0.0%	N/A	N/A	NM
Losses Incurred Ratio	N/A	N/A	0.0%	N/A	N/A	NM
Loss Expenses Incurred Ratio	N/A	N/A	0.0%	N/A	N/A	NM
Other U/W Exp. Incurred Ratio	N/A	N/A	0.0%	N/A	N/A	NM

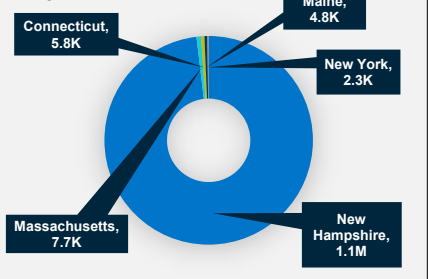
Reinsurers (Top 5)	Reinsurance Class	Reins. Authorization	Gross Recovery*	Over 120 Days Overdue
Western World Insurance Co.	US Affiliated Pooling	Authorized	19,244	0
National Union Fire Ins Co.	US Affiliated Non-captive Non-pooling	Authorized	14,572	0
Stratford Insurance Co.	US Affiliated Pooling	Authorized	2,377	0
Swiss Reinsurance America Corp	US Unaffiliated	Authorized	2,087	0
Swiss Reinsurance Co. Ltd	Protected Cell	Recip Jurisdict	1,567	0



Major Lines of Business in FL - 2023



Top States - 3Q 2024



* Data displayed in \$000

NM: The value is outside of the meaningful range for this item.